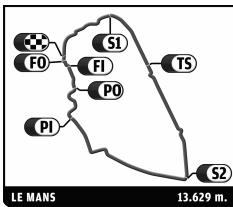




24 HEURES DU MANS 2011



24 HEURES DU MANS ILMC Warm-Up Provisional Classification

Nr.	Team	Driver	Car	Cl	Ty	Time	Lap	Total	Gap	Kph
1	9 Team Peugeot Total	P. Lamy / S. Bourdais / S. Pagenaud	Peugeot 908	LM P1	M	3:27.228	10	10	-	236.8
2	2 Audi Sport Team Joest	M. Fassler / A. Lotterer / B. Tréluyer	Audi R18 TDI	LM P1	M	3:28.626	11	12	+1.398	235.2
3	1 Audi Sport Team Joest	T. Bernhard / R. Dumas / M. Rockenfeller	Audi R18 TDI	LM P1	M	3:28.797	5	11	+1.569	235.0
4	3 Audi Sport North America	R. Capello / T. Kristensen / A. McNish	Audi R18 TDI	LM P1	M	3:29.617	8	11	+2.389	234.1
5	8 Peugeot Sport Total	F. Montagny / S. Sarrazin / N. Minassian	Peugeot 908	LM P1	M	3:29.708	8	10	+2.480	234.0
6	7 Peugeot Sport Total	M. Gene / A. Wurz / A. Davidson	Peugeot 908	LM P1	M	3:30.112	9	9	+2.884	233.5
7	10 Team Oreca Matmut	N. Lapierre / L. Duval / O. Panis	Peugeot 908 HDI-FAP	LM P1	M	3:33.332	6	12	+6.104	230.0
8	20 Quifel-Asm Team	M. Amaral / O. Pla / W. Hughes	Zytek 09 SC	LM P1	D	3:37.675	8	10	+10.447	225.4
9	13 Rebellion Racing	A. Belicchi / J. Boullion / G. Smith	Lola B 10/60 Coupe-Toyota	LM P1	M	3:38.463	4	8	+11.235	224.6
10	12 Rebellion Racing	N. Jani / N. Prost / J. Bleekemolen	Lola B 10/60 Coupe-Toyota	LM P1	M	3:39.158	10	10	+11.930	223.9
11	16 Pescarolo Team	E. Collard / C. Tinseau / J. Jousse	Pescarolo Judd	LM P1	M	3:39.259	5	11	+12.031	223.8
12	15 Oak Racing	T. Monteiro / G. Moreau / P. Ragues	Oak Pescarolo-Judd	LM P1	D	3:39.973	10	10	+12.745	223.0
13	26 Signatech Nissan	F. Mailloux / L. Ordoñez / S. Ayari	Oreca 03-Nissan	LM P2	D	3:43.449	9	10	+16.221	219.6
14	22 Kronos Racing	V. Ickx / M. Martin / B. Leinders	Lola Aston Martin	LM P1	M	3:44.389	4	6	+17.161	218.7
15	41 Greaves Motorsport	K. Ojoh / O. Lombard / T. Kimber-Smith	Zytek Nissan	LM P2	D	3:44.931	3	8	+17.703	218.1
16	36 RML	T. Erdos / M. Newton / B. Collins	Honda Performance Development Ax 01 D	LM P2	D	3:47.622	9	10	+20.394	215.6
17	39 Pecom Racing	L. Perez-Companc / M. Russo / P. Kaffer	Lola B11/40-Judd Bmw	LM P2	M	3:48.133	5	6	+20.905	215.1
18	007 Aston Martin Racing	C. Klien / S. Mucke / D. Turner	Aston Martin AMR-One	LM P1	M	3:48.579	3	8	+21.351	214.6
19	42 Strakka Racing	N. Laventis / D. Watts / J. Kane	Honda Performance Development Ax 01 D	LM P2	M	3:49.480	6	7	+22.252	213.8
20	49 Oak Racing	S. Nakano / N. De Crem / J. Charouz	Oak Pescarolo-BMW	LM P2	D	3:49.494	3	9	+22.266	213.8
21	48 Team Oreca Matmut	A. Premat / D. Hallyday / D. Kraïhamer	Oreca 03-Nissan	LM P2	M	3:50.877	3	10	+23.649	212.5
22	33 Level 5 Motorsports	S. Tucker / C. Bouchut / J. Barbosa	Lola Coupe-Honda Performance Development	LM P2	M	3:51.077	9	11	+23.849	212.3
23	5 Hope Racing	S. Zachia / J. Lammers / C. Elgaard	Oreca Swiss Hy Tech-Hybrid	LM P1	M	3:51.096	7	9	+23.868	212.3
24	24 Oak Racing	J. Nicolet / R. Hein / J. Yvon	Oak Pescarolo-Judd	LM P1	D	3:53.879	5	8	+26.651	209.8
25	35 Oak Racing	A. Barlesi / F. Da Rocha / P. Lafargue	Oak Pescarolo-Judd BMW	LM P2	D	3:57.000	3	8	+29.772	207.0
26	51 AF Corse Srl	G. Fisichella / G. Bruni / T. Vilander	Ferrari 458 Italia	LM GTE Pro	M	4:00.161	4	8	+32.933	204.3
27	56 BMW Motorsport	A. Prioux / D. Müller / J. Hand	BMW M3 GT	LM GTE Pro	D	4:00.387	10	11	+33.159	204.1
28	55 BMW Motorsport	A. Farfus / J. Müller / D. Werner	BMW M3 GT	LM GTE Pro	D	4:01.335	10	10	+34.107	203.3
29	73 Corvette Racing	A. Garcia / T. Milner / O. Beretta	Chevrolet Corvette C6 ZR1	LM GTE Pro	M	4:01.897	10	10	+34.669	202.8
30	89 Hankook-Team Farnbacher	D. Farnbacher / A. Simonsen / L. Keen	Ferrari 458 Italia	LM GTE Pro	H	4:02.054	4	7	+34.826	202.7
31	74 Corvette Racing	O. Gavin / J. Magnussen / R. Westbrook	Chevrolet Corvette C6 ZR1	LM GTE Pro	M	4:02.367	3	9	+35.139	202.4
32	75 Prospeed Competition	M. Goossens / M. Holzer / J. Van Lagen	Porsche 911 RSR (997)	LM GTE Pro	M	4:02.436	4	11	+35.208	202.4
33	66 JMW Motorsport	R. Bell / T. Sugden / X. Maassen	Ferrari 458 Italia	LM GTE Pro	D	4:02.439	4	10	+35.211	202.4
34	009 Aston Martin Racing	A. Fernandez / A. Mayrick / H. Primat	Aston Martin AMR-One	LM P1	M	4:02.443	5	6	+35.215	202.4
35	76 Insa Performance Matmut	P. Pilet / R. Narac / N. Armindo	Porsche 911 RSR (997)	LM GTE Pro	M	4:03.009	10	10	+35.781	201.9
36	80 Flying Lizard Motorsports	J. Bergmeister / P. Long / L. Lühr	Porsche 911 RSR (997)	LM GTE Pro	M	4:04.090	6	10	+36.862	201.0
37	57 Krohn Racing	T. Krohn / N. Jonsson / M. Rugolo	Ferrari F430	LM GTE Am	D	4:05.036	4	6	+37.808	200.2
38	60 Gulf AMR Middle East	F. Giroix / R. Goethe / M. Wainwright	Aston Martin Vantage	LM GTE Am	D	4:05.036	6	8	+37.808	200.2
39	81 Flying Lizard Motorsports	S. Neiman / D. Law / S. Pumpelly	Porsche 911 RSR (997)	LM GTE Am	M	4:05.622	10	10	+38.394	199.8
40	79 Jota	S. Dolan / S. Hancock / C. Buncombe	Aston Martin Vantage	LM GTE Pro	D	4:05.813	6	9	+38.585	199.6
41	88 Team Felbermayr-Proton	B. Müller / N. Tandy / A. Al-Faisal	Porsche 911 RSR (997)	LM GTE Pro	M	4:06.088	2	4	+38.860	199.4
42	77 Team Felbermayr-Proton	M. Lieb / R. Lietz / W. Henzler	Porsche 911 RSR (997)	LM GTE Pro	M	4:08.224	6	7	+40.996	197.7
43	58 Luxury Racing	A. Beltoise / F. Jakubowski / P. Thiriet	Ferrari 458 Italia	LM GTE Pro	M	4:08.244	8	9	+41.016	197.6
44	61 AF Corse SRL	P. Perazzini / M. Cioci / S. Breslin	Ferrari F430	LM GTE Am	M	4:08.462	6	6	+41.234	197.5
45	70 Larbre Competition	C. Bourret / P. Gibon / J. Belloc	Porsche 911 RSR (997)	LM GTE Am	M	4:14.329	2	3	+47.101	192.9
46	63 Proton Competition	C. Ried / H. Felbermayr Jr. / H. Felbermayr	Porsche 911 RSR (997)	LM GTE Am	M	4:14.621	3	4	+47.393	192.7
47	62 CRS Racing	P. Ehret / S. Lynn / R. Wills	Ferrari F430	LM GTE Am	M	4:14.877	4	9	+47.649	192.5
48	83 JMB Racing	M. Rodrigues / J. Menahem / N. Marroc	Ferrari F430	LM GTE Am	M	4:18.982	5	10	+51.754	189.5
49	50 Larbre Competition	P. Bornhauser / J. Canal / G. Gardel	Chevrolet Corvette C6 ZR1	LM GTE Am	M	4:19.863	3	4	+52.635	188.8
50	68 Robertson Racing LLC	D. Robertson / A. Robertson / D. Murry	Ford GT-Doran	LM GTE Am	M	4:33.926	4	4	+1:06.698	179.1
51	64 Lotus Jetalliance	O. Slingerland / M. Rich / J. Hartshorne	Lotus Evtra	LM GTE Pro	M	4:36.280	5	6	+1:09.052	177.6
52	40 Race Performance	M. Frey / R. Meichtry / M. Rostan	Oreca 03-Judd BMW	LM P2	D					
53	44 Extreme Limite AM Paris	F. Rosier / P. Haezebrouck / J. De Fournoux	Norma M200P-Judd BMW	LM P2	D					
54	59 Luxury Racing	S. Ortelli / F. Makowiecki / J. Melo	Ferrari 458 Italia	LM GTE Pro	M					
55	65 Lotus Jetalliance	J. Rossiter / J. Mowlem / J. Hirschi	Lotus Evtra	LM GTE Pro	M					
56	71 AF Corse	R. Kauffman / M. Waltrip / R. Aguas	Ferrari 458 Italia	LM GTE Pro	M					

Fastest Lap	Lap 10	Sebastien Bourdais	3:27.228	236.8 Kph
--------------------	--------	--------------------	-----------------	-----------

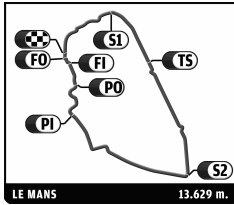
Published at:

Track Status: **DRY**

Race Director: Daniel Poissenot	Timekeeper: Christian Crucifix
----------------------------------------	---------------------------------------



24 HEURES DU MANS 2011



24 HEURES DU MANS

ILMC

Warm-Up

Provisional Classification by Class

Nr.	Team	Drivers	Car	Ty	Time	Lap	Total	Gap	Kph
LM P1									
1	9 Team Peugeot Total	P. Lamy / S. Bourdais / S. Pagnaud	Peugeot 908	M	3:27.228	10	10		236.8
2	Audi Sport Team Joest	M. Fassler / A. Lotterer / B. Tréluyer	Audi R18 TDI	M	3:28.626	11	12	+1.398	+1.398 235.2
3	Audi Sport Team Joest	T. Bernhard / R. Dumas / M. Rockenfeller	Audi R18 TDI	M	3:28.797	5	11	+1.569	+0.171 235.0
4	Audi Sport North America	R. Capello / T. Kristensen / A. McNish	Audi R18 TDI	M	3:29.617	8	11	+2.389	+0.820 234.1
5	Peugeot Sport Total	F. Montagny / S. Sarrazin / N. Minassian	Peugeot 908	M	3:29.708	8	10	+2.480	+0.091 234.0
6	7 Peugeot Sport Total	M. Gene / A. Würz / A. Davidson	Peugeot 908	M	3:30.112	9	9	+2.884	+0.404 233.5
7	10 Team Oreca Matmut	N. Lapierre / L. Duval / O. Paris	Peugeot 908 HDI-FAP	M	3:33.332	6	12	+6.104	+3.220 230.0
8	20 Quifel-Asm Team	M. Amaral / O. Pla / W. Hughes	Zytek 09 SC	D	3:37.675	8	10	+10.447	+4.343 225.4
9	13 Rebellion Racing	A. Belicchi / J. Boullion / G. Smith	Lola B 10/60 Coupe-Toyota	M	3:38.463	4	8	+11.235	+0.788 224.6
10	12 Rebellion Racing	N. Jani / N. Prost / J. Bleekemolen	Lola B 10/60 Coupe-Toyota	M	3:39.158	10	10	+11.930	+0.695 223.9
11	16 Pescarolo Team	E. Collard / C. Tinseau / J. Jousse	Pescarolo Judd	M	3:39.259	5	11	+12.031	+0.101 223.8
12	15 Oak Racing	T. Monteiro / G. Moreau / P. Ragues	Oak Pescarolo-Judd	D	3:39.973	10	10	+12.745	+0.714 223.0
13	22 Kronos Racing	V. Ixoc / M. Martin / B. Leinders	Lola Aston Martin	M	3:44.389	4	6	+17.161	+4.416 218.7
14	007 Aston Martin Racing	C. Klein / S. Mücke / D. Turner	Aston Martin AMR-One	M	3:48.579	3	8	+21.351	+4.190 214.6
15	5 Hope Racing	S. Zaccchia / J. Lammers / C. Elgaard	Oreca Swiss Hy Tech-Hybrid	M	3:51.096	7	9	+23.868	+2.517 212.3
16	24 Oak Racing	J. Nicolet / R. Hein / J. Yvon	Oak Pescarolo-Judd	D	3:53.879	5	8	+26.651	+2.783 209.8
17	009 Aston Martin Racing	A. Fernandez / A. Meyrick / H. Primat	Aston Martin AMR-One	M	4:02.443	5	6	+35.215	+8.564 202.4
LM P2									
1	26 Signatech Nissan	F. Maillieux / L. Ordóñez / S. Ayari	Oreca 03-Nissan	D	3:43.449	9	10		219.6
2	41 Greaves Motorsport	K. Ojeh / O. Lombard / T. Kimber-Smith	Zytek Nissan	D	3:44.931	3	8	+1.482	+1.482 218.1
3	36 RML	T. Erdos / M. Newton / B. Collins	Honda Performance Development Arx 01 D	D	3:47.622	9	10	+4.173	+2.691 215.6
4	39 Pecom Racing	L. Perez-Compagnon / M. Russo / P. Kaffer	Lola B11/40-Judd Bmw	M	3:48.133	5	6	+4.684	+0.511 215.1
5	42 Strakka Racing	N. Leventis / D. Watts / J. Kane	Honda Performance Development Arx 01 D	M	3:49.480	6	7	+6.031	+1.347 213.8
6	49 Oak Racing	S. Nakano / N. De Crem / J. Charouz	Oak Pescarolo-BMW	D	3:49.494	3	9	+6.045	+0.014 213.8
7	48 Team Oreca Matmut	A. Premat / D. Hallyday / D. Kraïhamer	Oreca 03-Nissan	M	3:50.877	3	10	+7.428	+1.383 212.5
8	33 Level 5 Motorsports	S. Tucker / C. Bouchut / J. Barbosa	Lola Coupe-Honda Performance Development	M	3:51.077	9	11	+7.628	+0.200 212.3
9	35 Oak Racing	A. Barlesi / F. Da Rocha / P. Lafargue	Oak Pescarolo-Judd BMW	D	3:57.000	3	8	+13.551	+5.923 207.0
10	40 Race Performance	M. Frey / R. Meichtry / M. Rostan	Oreca 03-Judd BMW	D					
11	44 Extreme Limite AM Paris	F. Rosier / P. Haezebrouck / J. De Fournoux	Norma M200P-Judd BMW	D			5		
LM GTE Pro									
1	51 AF Corse Srl	G. Fisichella / G. Bruni / T. Vilander	Ferrari 458 Italia	M	4:00.161	4	8		204.3
2	56 BMW Motorsport	A. Priaulx / D. Müller / J. Hand	BMW M3 GT	D	4:00.387	10	11	+0.226	+0.226 204.1
3	55 BMW Motorsport	A. Farfus / J. Müller / D. Werner	BMW M3 GT	D	4:01.335	10	10	+1.174	+0.948 203.3
4	73 Corvette Racing	A. Garcia / T. Milner / O. Beretta	Chevrolet Corvette C6 ZR1	M	4:01.897	10	10	+1.736	+0.562 202.8
5	89 Hankook-Team Farnbacher	D. Farnbacher / A. Simonsen / L. Keen	Ferrari 458 Italia	H	4:02.054	4	7	+1.893	+0.157 202.7
6	74 Corvette Racing	O. Gavin / J. Magnussen / R. Westbrook	Chevrolet Corvette C6 ZR1	M	4:02.367	3	9	+2.206	+0.313 202.4
7	75 Prospeed Competition	M. Goossens / M. Holzer / J. Van Lagen	Porsche 911 RSR (997)	M	4:02.436	4	11	+2.275	+0.069 202.4
8	66 JMW Motorsport	R. Bell / T. Sugden / X. Maassen	Ferrari 458 Italia	D	4:02.439	4	10	+2.278	+0.003 202.4
9	76 Imsa Performance Matmut	P. Pilet / R. Narac / N. Armindo	Porsche 911 RSR (997)	M	4:03.009	10	10	+2.848	+0.570 201.9
10	80 Flying Lizard Motorsports	J. Bergmeister / P. Long / L. Luhr	Porsche 911 RSR (997)	M	4:04.090	6	10	+3.929	+1.081 201.0
11	79 Jota	S. Dolan / S. Hancock / C. Buncombe	Aston Martin Vantage	D	4:05.813	6	9	+5.652	+1.723 199.6
12	88 Team Felbermayr-Proton	B. Müller / N. Tandy / A. Al-Faisal	Porsche 911 RSR (997)	M	4:06.088	2	4	+5.927	+0.275 199.4
13	77 Team Felbermayr-Proton	M. Lieb / R. Lietz / W. Henzler	Porsche 911 RSR (997)	M	4:08.224	6	7	+8.063	+2.136 197.7
14	58 Luxury Racing	A. Beltoise / F. Jakubowski / P. Thiriet	Ferrari 458 Italia	M	4:08.244	8	9	+8.083	+0.020 197.6
15	64 Lotus Jetalliance	O. Slingerland / M. Rich / J. Hartshorne	Lotus Evora	M	4:36.280	5	6	+36.119	+28.036 177.6
16	59 Luxury Racing	S. Ortelli / F. Makowiecki / J. Melo	Ferrari 458 Italia	M			5		
17	65 Lotus Jetalliance	J. Rossiter / J. Mowlem / J. Hirschi	Lotus Evora	M			4		
18	71 AF Corse	R. Kauffman / M. Waltrip / R. Aguas	Ferrari 458 Italia	M					
LM GTE Am									
1	57 Krohn Racing	T. Krohn / N. Jonsson / M. Rugolo	Ferrari F430	D	4:05.036	4	6		200.2
2	60 Gulf AMR Middle East	F. Giroix / R. Goethe / M. Wainwright	Aston Martin Vantage	D	4:05.036	6	8		200.2
3	81 Flying Lizard Motorsports	S. Neiman / D. Law / S. Pumpelly	Porsche 911 RSR (997)	M	4:05.622	10	10	+0.586	+0.586 199.8
4	61 AF Corse SRL	P. Perazzini / M. Cioci / S. Breslin	Ferrari F430	M	4:08.462	6	6	+3.426	+2.840 197.5
5	70 Larbre Competition	C. Bourret / P. Gibon / J. Belloc	Porsche 911 RSR (997)	M	4:14.329	2	3	+9.293	+5.867 192.9
6	63 Proton Competition	C. Ried / H. Felbermayr Jr. / H. Felbermayr	Porsche 911 RSR (997)	M	4:14.621	3	4	+9.585	+0.292 192.7
7	62 CRS Racing	P. Ehret / S. Lynn / R. Willis	Ferrari F430	M	4:14.877	4	9	+9.841	+0.256 192.5
8	83 JMB Racing	M. Rodrigues / J. Menahem / N. Marroc	Ferrari F430	M	4:18.982	5	10	+13.946	+4.105 189.5
9	50 Larbre Competition	P. Bornhauser / J. Canal / G. Gardel	Chevrolet Corvette C6 ZR1	M	4:19.863	3	4	+14.827	+0.881 188.8
10	68 Robertson Racing LLC	D. Robertson / A. Robertson / D. Murry	Ford GT-Doran	M	4:33.926	4	4	+28.890	+14.063 179.1

Published at:

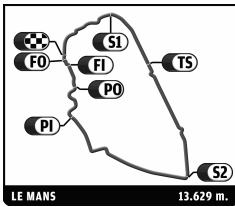
Track Status: **DRY**

Race Director: Daniel Poissenot

Timekeeper: Christian Crucifix



24 HEURES DU MANS 2011



24 HEURES DU MANS

ILMC

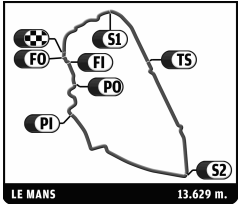
Warm-Up

Best Sector Times

SECTOR 1			SECTOR 2			SECTOR 3			Pos	Team	Ideal Lap	Best Lap
Pos	Driver	Time	Driver	Time	Driver	Time	Pos	Team	Ideal Lap	Best Lap		
1	3 R.Capello	32.346	9 S.Bourdais	1:19.754	9 S.Bourdais	1:34.982	1	9 Team Peugeot Total	3'27.228	3:27.228 (1)		
2	1 T.Bernhard	32.471	3 A.McNish	1:19.771	2 A.Lotterer	1:35.025	2	2 Audi Sport Team Joest	3'27.916	3:28.626 (2)		
3	9 S.Bourdais	32.492	7 A.Wurz	1:20.134	8 F.Montagny	1:35.047	3	1 Audi Sport Team Joest	3'28.086	3:28.797 (3)		
4	7 A.Wurz	32.651	2 B.Treluyer	1:20.213	1 M.Rockenfeller	1:35.129	4	3 Audi Sport North America	3'28.212	3:29.617 (4)		
5	2 A.Lotterer	32.678	1 M.Rockenfeller	1:20.486	7 A.Wurz	1:35.611	5	7 Peugeot Sport Total	3'28.396	3:30.112 (6)		
6	10 L.Duval	33.229	8 F.Montagny	1:20.853	3 A.McNish	1:36.095	6	8 Peugeot Sport Total	3'29.430	3:29.708 (5)		
7	8 F.Montagny	33.530	10 L.Duval	1:22.572	10 L.Duval	1:36.367	7	10 Team Oreca Matmut	3'32.168	3:33.332 (7)		
8	20 W.Hughes	33.904	16 C.Tinseau	1:23.770	13 J.Boullion	1:39.280	8	20 Quifel-Asm Team	3'37.524	3:37.675 (8)		
9	16 C.Tinseau	34.391	15 P.Ragues	1:24.004	20 W.Hughes	1:39.302	9	16 Pescarolo Team	3'37.754	3:39.259 (11)		
10	12 N.Jani	34.396	12 J.Bleekemolen	1:24.295	16 E.Collard	1:39.593	10	13 Rebellion Racing	3'38.463	3:38.463 (9)		
11	15 P.Ragues	34.620	20 W.Hughes	1:24.318	12 J.Bleekemolen	1:40.410	11	12 Rebellion Racing	3'39.101	3:39.158 (10)		
12	26 F.Mailleux	34.730	13 J.Boullion	1:24.420	15 P.Ragues	1:40.724	12	15 Oak Racing	3'39.348	3:39.973 (12)		
13	13 J.Boullion	34.763	22 V.Ickx	1:25.157	26 F.Mailleux	1:41.563	13	22 Kronos Racing	3'42.588	3:44.389 (14)		
14	41 O.Lombard	34.919	24 J.Yvon	1:27.049	22 M.Martin	1:42.215	14	26 Signatech Nissan	3'43.449	3:43.449 (13)		
15	42 D.Watts	34.946	26 F.Mailleux	1:27.156	41 O.Lombard	1:42.340	15	41 Greaves Motorsport	3'44.491	3:44.931 (15)		
16	22 V.Ickx	35.216	41 O.Lombard	1:27.232	007 S.Mucke	1:43.213	16	39 Pecom Racing	3'47.170	3:48.133 (17)		
17	36 B.Collins	35.216	42 D.Watts	1:27.439	39 P.Kaffer	1:43.344	17	36 RML	3'47.255	3:47.622 (16)		
18	007 S.Mucke	35.271	36 B.Collins	1:28.279	36 B.Collins	1:43.760	18	007 Aston Martin Racing	3'47.519	3:48.579 (18)		
19	39 P.Kaffer	35.369	48 D.Hallyday	1:28.320	49 J.Charouz	1:44.352	19	42 Strakka Racing	3'47.978	3:49.480 (19)		
20	24 J.Yvon	35.649	39 P.Kaffer	1:28.457	48 D.Kraihamer	1:44.480	20	48 Team Oreca Matmut	3'48.882	3:50.877 (21)		
21	33 C.Bouchut	35.730	5 C.Elgaard	1:28.513	5 C.Elgaard	1:45.161	21	49 Oak Racing	3'49.454	3:49.494 (20)		
22	5 C.Elgaard	35.947	49 J.Charouz	1:28.648	33 C.Bouchut	1:45.572	22	5 Hope Racing	3'49.621	3:51.096 (23)		
23	48 D.Kraihamer	36.082	007 S.Mucke	1:29.035	42 D.Watts	1:45.593	23	33 Level 5 Motorsports	3'50.811	3:51.077 (22)		
24	49 J.Charouz	36.454	33 C.Bouchut	1:29.509	24 J.Nicolet	1:48.354	24	24 Oak Racing	3'51.052	3:53.879 (24)		
25	35 P.Lafargue	36.682	009 A.Fernandez	1:30.365	35 P.Lafargue	1:48.969	25	35 Oak Racing	3'56.300	3:57.000 (25)		
26	009 A.Fernandez	37.289	35 P.Lafargue	1:30.649	009 A.Fernandez	1:49.136	26	009 Aston Martin Racing	3'56.790	4:02.443 (34)		
27	56 D.Muller	37.534	56 J.Hand	1:32.733	51 T.Vilander	1:49.140	27	51 AF Corse Srl	3'59.640	4:00.161 (26)		
28	51 T.Vilander	37.640	74 O.Gavin	1:32.763	56 J.Hand	1:49.870	28	56 BMW Motorsport	4'00.137	4:00.387 (27)		
29	55 A.Farfus	37.684	51 T.Vilander	1:32.860	66 R.Bell	1:49.989	29	74 Corvette Racing	4'01.030	4:02.367 (31)		
30	74 O.Gavin	37.816	55 A.Farfus	1:32.883	75 M.Holzer	1:50.148	30	55 BMW Motorsport	4'01.335	4:01.335 (28)		
31	73 O.Beretta	37.884	73 A.Garcia	1:33.072	89 D.Farnbacher	1:50.186	31	73 Corvette Racing	4'01.448	4:01.897 (29)		
32	66 R.Bell	37.928	44 P.Haezebrouck	1:33.658	74 O.Gavin	1:50.451	32	89 Hankook-Team Farnbacher	4'02.054	4:02.054 (30)		
33	89 D.Farnbacher	37.977	77 R.Lietz	1:33.685	73 A.Garcia	1:50.492	33	75 Prospeed Competition	4'02.055	4:02.436 (32)		
34	75 M.Holzer	38.162	75 J.Van Lagen	1:33.745	76 P.Pilet	1:50.539	34	66 JMW Motorsport	4'02.163	4:02.439 (33)		
35	60 F.Giroix	38.187	76 N.Armindo	1:33.834	55 A.Farfus	1:50.768	35	76 Imsa Performance Matmut	4'02.619	4:03.009 (35)		
36	80 J.Bergmeister	38.190	89 D.Farnbacher	1:33.891	80 J.Bergmeister	1:51.187	36	80 Flying Lizard Motorsports	4'03.272	4:04.090 (36)		
37	77 R.Lietz	38.197	80 L.Luhr	1:33.895	57 N.Jonsson	1:51.841	37	57 Krohn Racing	4'04.704	4:05.036 (37)		
38	76 N.Armindo	38.246	79 S.Hancock	1:34.088	79 S.Hancock	1:52.149	38	79 Jota	4'04.728	4:05.813 (40)		
39	57 N.Jonsson	38.468	66 R.Bell	1:34.246	88 N.Tandy	1:52.189	39	60 Gulf AMR Middle East	4'05.036	4:05.036 (38)		
40	79 S.Hancock	38.491	81 S.Pumpelly	1:34.322	81 S.Pumpelly	1:52.214	40	81 Flying Lizard Motorsports	4'05.130	4:05.622 (39)		
41	88 N.Tandy	38.548	57 N.Jonsson	1:34.395	60 F.Giroix	1:52.332	41	88 Team Felbermayr-Proton	4'05.150	4:06.088 (41)		
42	81 S.Pumpelly	38.594	88 N.Tandy	1:34.413	59 J.Melo	1:53.208	42	77 Team Felbermayr-Proton	4'05.795	4:08.224 (42)		
43	61 M.Cioci	38.779	60 F.Giroix	1:34.517	58 P.Thiriet	1:53.233	43	58 Luxury Racing	4'08.098	4:08.244 (43)		
44	58 P.Thiriet	39.161	70 J.Belloc	1:35.007	77 R.Lietz	1:53.913	44	61 AF Corse SRL	4'08.462	4:08.462 (44)		
45	63 H.Felbermayr Jr.	39.653	61 M.Cioci	1:35.220	61 M.Cioci	1:54.463	45	70 Larbre Competition	4'12.371	4:14.329 (45)		
46	70 J.Belloc	39.773	58 P.Thiriet	1:35.704	62 P.Ehret	1:54.947	46	63 Proton Competition	4'12.376	4:14.621 (46)		
47	83 N.Marroc	40.163	83 N.Marroc	1:36.226	63 H.Felbermayr Jr.	1:55.817	47	62 CRS Racing	4'13.068	4:14.877 (47)		
48	62 P.Ehret	40.681	63 H.Felbermayr Jr.	1:36.906	70 J.Belloc	1:57.591	48	83 JMB Racing	4'14.046	4:18.982 (48)		
49	50 G.Gardel	41.987	65 J.Rossiter	1:37.197	83 N.Marroc	1:57.657	49	50 Larbre Competition	4'19.863	4:19.863 (49)		
50	64 O.Slingerland	42.586	62 P.Ehret	1:37.440	50 G.Gardel	1:59.431	50	64 Lotus Jetalliance	4'26.131	4:36.280 (51)		
51	68 A.Robertson	44.482	59 J.Melo	1:38.425	44 P.Haezebrouck	2:01.137	51	68 Robertson Racing LLC	4'33.376	4:33.926 (50)		
52	65 J.Rossiter	1:22.209	50 G.Gardel	1:38.445	65 J.Rossiter	2:02.815	52	65 Lotus Jetalliance	5'02.221			
53	44 P.Haezebrouck	3:27.591	64 O.Slingerland	1:40.399	64 O.Slingerland	2:03.146	53	44 Extreme Limite AM Paris	7'02.386			
54	59 J.Melo	3:52.704	68 A.Robertson	1:42.035	68 A.Robertson	2:06.859	54	59 Luxury Racing	7'24.337			



24 HEURES DU MANS 2011



24 HEURES DU MANS

ILMC

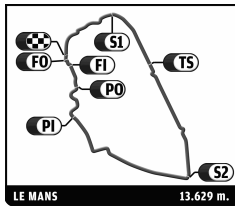
Warm-Up

Best Specific Sectors

Pos	T6			T7			PORSCHE			FORD			T6+ T7		
	Driver	Time	Kph	Driver	Time	Kph	Driver	Time	Kph	Driver	Time	Kph	Driver	Time	Kph
1	8 F. Montagny	3.178	175,4	8 F. Montagny	3.713	236,8	2 M. Fassler	16.135	251,6	1 R. Dumas	5.661	164,4	8 F. Montagny	6.909	207,9
2	3 T. Kristensen	3.207	173,8	3 T. Kristensen	3.737	235,2	3 R. Capello	16.305	249,0	2 M. Fassler	5.700	163,3	3 T. Kristensen	6.944	206,9
3	9 S. Bourdais	3.239	172,1	9 S. Bourdais	3.746	234,7	1 R. Dumas	16.476	246,4	10 N. Lapierre	5.717	162,8	9 S. Bourdais	6.985	205,6
4	1 R. Dumas	3.260	170,9	7 A. Wurz	3.751	234,4	8 F. Montagny	16.490	246,2	7 A. Wurz	5.725	162,6	7 A. Wurz	7.025	204,5
5	2 M. Fassler	3.271	170,4	1 R. Dumas	3.758	233,9	10 N. Lapierre	16.914	240,0	3 T. Kristensen	5.765	161,5	1 R. Dumas	7.040	204,0
6	7 A. Wurz	3.274	170,2	2 M. Fassler	3.793	231,8	9 S. Bourdais	17.177	236,4	8 F. Montagny	5.814	160,1	2 M. Fassler	7.068	203,2
7	10 N. Lapierre	3.281	169,9	10 N. Lapierre	3.836	229,2	7 A. Wurz	17.456	232,6	9 S. Bourdais	5.848	159,2	10 N. Lapierre	7.124	201,6
8	20 W. Hughes	3.311	168,3	22 V. Ickx	3.886	226,2	41 O. Lombard	17.488	232,2	42 J. Kane	6.027	154,4	20 W. Hughes	7.236	198,5
9	13 J. Boullion	3.368	165,5	12 N. Prost	3.907	225,0	20 W. Hughes	17.495	232,1	20 W. Hughes	6.027	154,4	13 J. Boullion	7.275	197,4
10	15 P. Ragues	3.407	163,6	13 J. Boullion	3.907	225,0	16 E. Collard	17.538	231,5	36 T. Erdos	6.035	154,2	22 V. Ickx	7.306	196,6
11	42 J. Kane	3.414	163,2	16 E. Collard	3.920	224,3	007 S. Mucke	17.806	228,0	12 N. Prost	6.037	154,2	12 N. Prost	7.331	195,9
12	22 V. Ickx	3.414	163,2	20 W. Hughes	3.925	224,0	49 J. Charouz	17.842	227,5	13 J. Boullion	6.043	154,0	16 E. Collard	7.355	195,3
13	39 P. Kaffer	3.421	162,9	15 P. Ragues	3.966	221,7	26 F. Mailleux	18.021	225,3	26 F. Mailleux	6.060	153,6	15 P. Ragues	7.373	194,8
14	12 N. Prost	3.424	162,8	41 O. Lombard	4.050	217,1	13 A. Belicchi	18.080	224,6	007 S. Mucke	6.081	153,1	41 O. Lombard	7.496	191,6
15	16 E. Collard	3.435	162,2	24 R. Hein	4.066	216,2	009 A. Meyrick	18.261	222,3	15 P. Ragues	6.089	152,9	39 P. Kaffer	7.517	191,1
16	41 O. Lombard	3.446	161,7	26 F. Mailleux	4.072	215,9	15 P. Ragues	18.345	221,3	66 R. Bell	6.090	152,8	42 J. Kane	7.530	190,8
17	36 T. Erdos	3.456	161,3	48 D. Kraihamer	4.086	215,2	12 N. Prost	18.508	219,4	39 P. Kaffer	6.094	152,7	26 F. Mailleux	7.563	189,9
18	007 S. Mucke	3.464	160,9	49 J. Charouz	4.091	214,9	5 J. Lammers	18.699	217,1	51 T. Vilander	6.097	152,7	49 J. Charouz	7.580	189,5
19	49 J. Charouz	3.489	159,7	39 P. Kaffer	4.096	214,6	36 T. Erdos	18.737	216,7	76 R. Narac	6.133	151,8	48 D. Kraihamer	7.584	189,4
20	26 F. Mailleux	3.491	159,6	42 J. Kane	4.116	213,6	39 P. Kaffer	18.799	216,0	89 D. Farnbacher	6.150	151,3	36 T. Erdos	7.592	189,2
21	48 D. Kraihamer	3.498	159,3	007 S. Mucke	4.126	213,1	42 J. Kane	19.073	212,9	16 E. Collard	6.181	150,6	007 S. Mucke	7.595	189,1
22	33 S. Tucker	3.523	158,2	36 T. Erdos	4.136	212,6	48 D. Kraihamer	19.187	211,6	55 J. Muller	6.230	149,4	24 R. Hein	7.646	187,9
23	009 A. Fernandez	3.565	156,3	33 S. Tucker	4.158	211,4	22 V. Ickx	19.244	211,0	80 P. Long	6.241	149,1	33 S. Tucker	7.681	187,0
24	24 R. Hein	3.580	155,7	35 P. Lafargue	4.163	211,2	33 S. Tucker	19.319	210,2	33 S. Tucker	6.286	148,1	009 A. Fernandez	7.734	185,7
25	35 P. Lafargue	3.587	155,4	009 A. Fernandez	4.169	210,9	24 R. Hein	20.024	202,8	48 D. Kraihamer	6.380	145,9	35 P. Lafargue	7.750	185,3
26	55 J. Muller	3.593	155,1	5 J. Lammers	4.179	210,4	51 T. Vilander	20.412	198,9	56 A. Priaux	6.392	145,6	5 J. Lammers	7.870	182,5
27	66 R. Bell	3.596	155,0	79 S. Hancock	4.335	202,8	89 D. Farnbacher	20.524	197,8	5 J. Lammers	6.401	145,4	55 J. Muller	7.971	180,2
28	51 T. Vilander	3.606	154,5	55 J. Muller	4.343	202,4	56 A. Priaux	20.593	197,2	49 J. Charouz	6.402	145,4	66 R. Bell	7.989	179,8
29	59 J. Melo	3.611	154,3	56 A. Priaux	4.346	202,3	35 P. Lafargue	20.597	197,1	74 O. Gavin	6.417	145,0	79 S. Hancock	7.992	179,7
30	76 R. Narac	3.637	153,2	60 F. Giroix	4.349	202,1	66 R. Bell	20.611	197,0	75 M. Holzer	6.418	145,0	51 T. Vilander	8.013	179,3
31	89 D. Farnbacher	3.644	152,9	73 O. Beretta	4.376	200,9	75 M. Holzer	20.663	196,5	41 O. Lombard	6.431	144,7	60 F. Giroix	8.022	179,1
32	80 P. Long	3.652	152,6	74 O. Gavin	4.384	200,5	74 O. Gavin	20.696	196,2	009 A. Fernandez	6.433	144,7	76 R. Narac	8.025	179,0
33	79 S. Hancock	3.653	152,6	75 M. Holzer	4.384	200,5	79 S. Hancock	20.780	195,4	59 J. Melo	6.476	143,7	56 A. Priaux	8.034	178,8
34	74 O. Gavin	3.658	152,3	51 T. Vilander	4.386	200,4	76 R. Narac	20.781	195,4	73 O. Beretta	6.479	143,7	89 D. Farnbacher	8.034	178,8
35	60 F. Giroix	3.673	151,7	80 P. Long	4.387	200,4	73 O. Beretta	21.005	193,3	22 V. Ickx	6.538	142,4	80 P. Long	8.039	178,7
36	56 A. Priaux	3.677	151,6	76 R. Narac	4.388	200,3	59 J. Melo	21.218	191,3	24 R. Hein	6.547	142,2	75 M. Holzer	8.072	177,9
37	75 M. Holzer	3.688	151,1	89 D. Farnbacher	4.390	200,3	80 P. Long	21.231	191,2	57 N. Jonsson	6.600	141,0	74 O. Gavin	8.075	177,9
38	5 J. Lammers	3.691	151,0	66 R. Bell	4.393	200,1	88 N. Tandy	21.277	190,8	77 R. Lietz	6.603	141,0	57 N. Jonsson	8.133	176,6
39	73 O. Beretta	3.704	150,5	57 N. Jonsson	4.402	199,7	81 D. Law	21.312	190,5	81 S. Neiman	6.629	140,4	73 O. Beretta	8.134	176,6
40	57 N. Jonsson	3.731	149,4	77 R. Lietz	4.418	199,0	55 J. Muller	21.373	190,0	35 P. Lafargue	6.636	140,3	77 R. Lietz	8.193	175,3
41	58 A. Beltoise	3.751	148,6	88 N. Tandy	4.447	197,7	44 P. Haezebrouck	21.380	189,9	60 F. Giroix	6.738	138,1	58 A. Beltoise	8.237	174,4
42	77 R. Lietz	3.774	147,7	81 S. Neiman	4.461	197,1	60 F. Giroix	21.417	189,6	61 M. Cioci	6.777	137,3	81 S. Neiman	8.258	173,9
43	81 S. Neiman	3.797	146,8	70 J. Belloc	4.469	196,7	77 R. Lietz	21.498	188,9	58 A. Beltoise	6.791	137,1	88 N. Tandy	8.280	173,5
44	61 M. Cioci	3.815	146,1	58 A. Beltoise	4.469	196,7	57 N. Jonsson	21.564	188,3	79 S. Hancock	6.856	135,8	62 R. Wills	8.312	172,8
45	62 R. Wills	3.818	146,0	61 M. Cioci	4.481	196,2	58 A. Beltoise	21.597	188,0	88 N. Tandy	6.879	135,3	61 M. Cioci	8.335	172,3
46	88 N. Tandy	3.829	145,5	50 G. Gardel	4.488	195,9	62 R. Wills	21.748	186,7	62 R. Wills	6.994	133,1	70 J. Belloc	8.339	172,3
47	63 H. Felbermayr Jr.	3.866	144,1	83 N. Marroc	4.488	195,9	65 J. Rossiter	21.923	185,2	70 J. Belloc	6.996	133,0	63 H. Felbermayr Jr.	8.365	171,7
48	70 J. Belloc	3.870	144,0	62 R. Wills	4.494	195,6	83 N. Marroc	21.928	185,1	83 N. Marroc	7.060	131,8	83 N. Marroc	8.381	171,4
49	83 N. Marroc	3.893	143,1	63 H. Felbermayr Jr.	4.499	195,4	63 H. Felbermayr Jr.	22.198	182,9	63 H. Felbermayr Jr.	7.155	130,1	50 G. Gardel	8.417	170,7
50	50 G. Gardel	3.928	141,9	68 A. Robertson	4.537	193,8	61 M. Cioci	22.446	180,9	50 G. Gardel	7.559	123,1	68 A. Robertson	8.766	163,9
51	64 O. Slingerland	4.090	136,3	64 O. Slingerland	4.697	187,2	70 J. Belloc	23.064	176,0	64 O. Slingerland	7.694	121,0	64 O. Slingerland	9.010	159,4
52	68 A. Robertson	4.181	133,3				64 M. Rich	24.362	166,7	68 A. Robertson	8.763	106,2			
53							50 G. Gardel	24.631	164,8						
54							68 A. Robertson	26.093	155,6						



24 HEURES DU MANS 2011



24 HEURES DU MANS

ILMC

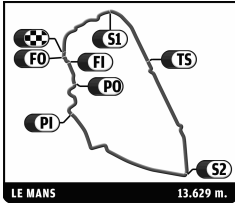
Warm-Up

Best Top Speeds

Team	Car	Class	Top Speed Driver	Top 1		Top 2		Top 3		Top 4		Top 5		Avg
				Kph	Lap	Kph	Lap	Kph	Lap	Kph	Lap	Kph	Lap	
1 Audi Sport Team Joest	Audi R18 TDI	LM P1	T. Bernhard	332.3	8	329.3	10	328.3	6	327.3	5	326.3	3	328,7
7 Peugeot Sport Total	Peugeot 908	LM P1	A. Wurz	331.3	5	328.3	9	325.3	4	322.4	3	312.1	7	323,9
8 Peugeot Sport Total	Peugeot 908	LM P1	F. Montagny	330.3	9	329.3	4	324.3	6	322.4	8	321.4	5	325,5
9 Team Peugeot Total	Peugeot 908	LM P1	S. Bourdais	330.3	5	329.3	8	329.3	7	328.3	6	326.3	3	328,7
2 Audi Sport Team Joest	Audi R18 TDI	LM P1	M. Fassler	329.3	4	329.3	8	327.3	12	326.3	5	325.3	11	327,5
3 Audi Sport North America	Audi R18 TDI	LM P1	A. McNish	326.3	7	325.3	6	325.3	10	323.4	9	322.4	5	324,5
16 Pescarolo Team	Pescarolo Judd	LM P1	C. Tinseau	323.4	10	319.5	3	319.5	8	318.6	6	318.6	5	319,9
15 Oak Racing	Oak Pescarolo-Judd	LM P1	P. Ragues	320.5	10	319.5	6	318.6	3	318.6	4	318.6	8	319,2
22 Kronos Racing	Lola Aston Martin	LM P1	V. Ickx	316.7	3	315.8	4	315.8	5	312.1	2	308.6	6	313,8
10 Team Oreca Matmut	Peugeot 908 HDI-FAP	LM P1	L. Duval	316.7	7	316.7	3	315.8	11	315.8	10	315.8	4	316,2
13 Rebellion Racing	Lola B 10/60 Coupe-Toyota	LM P1	J. Boullion	314.0	4	313.0	5	313.0	6	310.3	3	310.3	8	312,1
24 Oak Racing	Oak Pescarolo-Judd	LM P1	J. Yvon	313.0	8	307.7	5	307.7	6	307.7	7	303.4	2	307,9
12 Rebellion Racing	Lola B 10/60 Coupe-Toyota	LM P1	J. Bleekemolen	313.0	10	311.2	8	310.3	9	309.5	4	309.5	7	310,7
20 Quifel-Asm Team	Zytek 09 SC	LM P1	W. Hughes	306.8	6	306.8	3	306.8	7	305.1	8	305.1	10	306,1
49 Oak Racing	Oak Pescarolo-BMW	LM P2	J. Charouz	301.7	5	300.0	6	300.0	7	299.2	2	299.2	4	300,0
5 Hope Racing	Oreca Swiss Hy Tech-Hybrid	LM P1	J. Lammers	300.0	4	297.5	9	295.1	5	294.3	3	294.3	8	296,2
48 Team Oreca Matmut	Oreca 03-Nissan	LM P2	D. Hallyday	298.3	6	297.5	7	296.7	8	296.7	3	295.9	4	297,0
39 Pecom Racing	Lola B11/40-Judd Bmw	LM P2	P. Kaffer	296.7	6	294.3	5	293.5	3	292.7	4	280.5	2	291,5
41 Greaves Motorsport	Zytek Nissan	LM P2	O. Lombard	296.7	4	295.9	3	295.9	7	295.1	2	295.1	6	295,7
35 Oak Racing	Oak Pescarolo-Judd BMW	LM P2	P. Lafargue	296.7	4	296.7	8	295.9	7	295.1	3	295.1	6	295,9
36 RML	Honda Performance Development Aco 01 D	LM P2	M. Newton	296.7	6	296.7	5	295.1	9	295.1	10	294.3	3	295,6
42 Strakka Racing	Honda Performance Development Aco 01 D	LM P2	D. Watts	295.9	7	294.3	2	292.7	6	290.3	4	288.8	3	292,4
26 Signatech Nissan	Oreca 03-Nissan	LM P2	S. Ayari	294.3	6	294.3	7	293.5	3	293.5	8	292.7	9	293,7
73 Corvette Racing	Chevrolet Corvette C6 ZR1	LM GTE Pro	T. Milner	291.1	7	285.7	8	285.0	6	285.0	4	285.0	5	286,4
33 Level 5 Motorsports	Lola Coupe-Honda Performance Development	LM P2	C. Bouchut	289.5	10	289.5	8	289.5	5	288.8	11	288.8	6	289,2
56 BMW Motorsport	BMW M3 GT	LM GTE Pro	A. Priaux	288.8	3	288.8	4	288.8	10	288.0	5	287.2	11	288,3
80 Flying Lizard Motorsports	Porsche 911 RSR (997)	LM GTE Pro	L. Lühr	288.8	6	288.0	5	287.2	10	286.5	7	285.7	8	287,2
74 Corvette Racing	Chevrolet Corvette C6 ZR1	LM GTE Pro	O. Gavin	288.8	3	285.7	8	284.2	6	283.5	4	282.7	5	285,0
81 Flying Lizard Motorsports	Porsche 911 RSR (997)	LM GTE Am	S. Pumpelly	287.2	7	285.7	9	283.5	10	281.2	8	281.2	4	283,8
70 Larbre Competition	Porsche 911 RSR (997)	LM GTE Am	J. Belloc	287.2	3	285.0	2	211.4	1					261,2
76 Imsa Performance Matmut	Porsche 911 RSR (997)	LM GTE Pro	R. Narac	287.2	3	286.5	9	285.0	6	285.0	5	284.2	8	285,6
55 BMW Motorsport	BMW M3 GT	LM GTE Pro	D. Werner	287.2	6	287.2	7	286.5	3	286.5	4	284.2	10	286,3
77 Team Felbermayr-Proton	Porsche 911 RSR (997)	LM GTE Pro	R. Lietz	286.5	7	284.2	4	265.4	6	260.9	3	235.8	5	266,6
57 Krohn Racing	Ferrari F430	LM GTE Am	N. Jonsson	285.7	3	285.0	4	284.2	5	284.2	6	267.3	2	281,3
007 Aston Martin Racing	Aston Martin AMR-One	LM P1	C. Klien	285.7	7	285.7	8	285.0	3	285.0	5	282.7	2	284,8
51 AF Corse Srl	Ferrari 458 Italia	LM GTE Pro	T. Vilander	285.7	3	285.7	4	285.7	5	282.7	8	281.2	6	284,2
75 Prospeed Competition	Porsche 911 RSR (997)	LM GTE Pro	J. Van Lagen	285.7	8	284.2	11	283.5	3	283.5	4	282.0	2	283,8
88 Team Felbermayr-Proton	Porsche 911 RSR (997)	LM GTE Pro	N. Tandy	285.0	2	285.0	4	283.5	3	267.3	1			280,2
83 JMB Racing	Ferrari F430	LM GTE Am	N. Marroc	284.2	3	283.5	5	282.7	7	281.2	8	280.5	10	282,4
61 AF Corse SRL	Ferrari F430	LM GTE Am	M. Cioci	283.5	5	282.0	4	280.5	3	279.1	6	225.0	2	270,0
89 Hankook-Team Farnbacher	Ferrari 458 Italia	LM GTE Pro	L. Keen	283.5	7	282.7	4	282.0	3	282.0	5	279.8	6	282,0
009 Aston Martin Racing	Aston Martin AMR-One	LM P1	A. Meyrick	282.7	3	282.0	5	281.2	1	280.5	2	280.5	4	281,4
66 JMW Motorsport	Ferrari 458 Italia	LM GTE Pro	T. Sugden	282.7	10	282.7	6	280.5	7	280.5	9	279.8	4	281,2
44 Extreme Limite AM Paris	Norma M200P-Judd BMW	LM P2	P. Haezebrouck	282.7	3	282.0	5	280.5	2	280.5	4	206.5	1	266,4
63 Proton Competition	Porsche 911 RSR (997)	LM GTE Am	H. Felbermayr Jr.	282.0	3	279.8	4	249.4	2	206.9	1			254,5
79 Jota	Aston Martin Vantage	LM GTE Pro	S. Hancock	281.2	7	278.4	6	276.9	8	275.5	9	274.8	5	277,4
58 Luxury Racing	Ferrari 458 Italia	LM GTE Pro	F. Jakubowski	279.1	6	278.4	5	277.6	9	276.9	4	276.9	8	277,8
59 Luxury Racing	Ferrari 458 Italia	LM GTE Pro	J. Melo	279.1	3	272.7	2	264.1	4	245.5	5	226.4	1	257,6
62 CRS Racing	Ferrari F430	LM GTE Am	S. Lynn	278.4	8	276.2	5	269.3	2	267.3	9	257.1	4	269,7
60 Gulf AMR Middle East	Aston Martin Vantage	LM GTE Am	F. Giroix	276.9	2	276.9	3	276.9	8	276.2	5	276.2	7	276,6
64 Lotus Jetalliance	Lotus Evora	LM GTE Pro	O. Slingerland	274.8	4	274.1	5	273.4	6	271.4	2	271.4	3	273,0



24 HEURES DU MANS 2011



24 HEURES DU MANS

ILMC

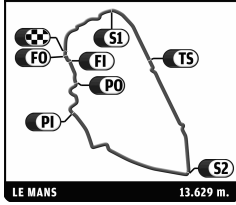
Warm-Up

Best Top Speeds

Team	Car	Class	Top Speed Driver	Top 1		Top 2		Top 3		Top 4		Top 5		Avg
				Kph	Lap	Kph	Lap	Kph	Lap	Kph	Lap	Kph	Lap	
68 Robertson Racing LLC	Ford GT-Doran	LM GTE Am	A. Robertson	274.8	3	270.7	4	268.0	2	237.4	1			262,7
65 Lotus Jetalliance	Lotus Evora	LM GTE Pro	J. Rossiter	274.1	4	237.9	2	222.7	3	185.6	1			230,1
50 Larbre Competition	Chevrolet Corvette C6 ZR1	LM GTE Am	G. Gardel	270.0	3	243.8	2	213.9	4	193.2	1			230,2
40 Race Performance	Oreca 03-Judd BMW	LM P2												
71 AF Corse	Ferrari 458 Italia	LM GTE Pro												



24 HEURES DU MANS 2011



24 HEURES DU MANS

ILMC

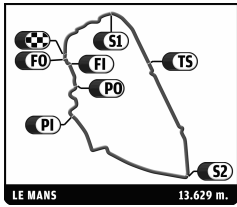
Warm-Up

Fastest Lap Sequence

Practice Time	Team	Car	Class	Driver	Time	Kph	Lap
7:49.858	41 Greaves Motorsport	Zytek Nissan	LM P2	Olivier Lombard	3:46.858	216.3	2
7:50.133	1 Audi Sport Team Joest	Audi R18 TDI	LM P1	Romain Dumas	3:32.496	230.9	2
7:55.091	2 Audi Sport Team Joest	Audi R18 TDI	LM P1	Marcel Fassler	3:32.149	231.3	2
11:27.192	2 Audi Sport Team Joest	Audi R18 TDI	LM P1	Marcel Fassler	3:32.101	231.3	3
19:39.181	1 Audi Sport Team Joest	Audi R18 TDI	LM P1	Mike Rockenfeller	3:28.797	235.0	2
42:09.372	2 Audi Sport Team Joest	Audi R18 TDI	LM P1	Benoit Treluyer	3:28.626	235.2	3
45:26.399	9 Team Peugeot Total	Peugeot 908	LM P1	Sebastien Bourdais	3:27.228	236.8	10



24 HEURES DU MANS 2011



24 HEURES DU MANS

ILMC
Warm-Up

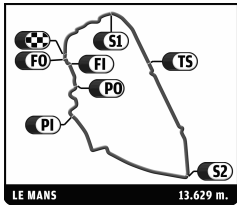
Sector Analysis

■ Personal Best ■ Session Best B Crossing the finish line in pit lane

Lap	D	Time	Sector 1	Sector 2	Sector 3	T6	T7	Porsche	Ford	T. Spd	Hour	Elapsed
1 Audi Sport Team Joest Audi R18 TDI LM P1												
1. Timo Bernhard			3. Mike Rockenfeller									
2. Romain Dumas												
1	2	4:17.637	1:04.772	1:27.067	1:45.798	3.427		18.891	6.632	301.7	09:04	4:17.637
2	2	3:32.496	33.914	1:21.939	1:36.643	3.362	3.845	16.723	6.337	317.6	09:07	7:50.133
3	2	3:39.137 B	32.963	1:21.153	1:45.021		3.792	16.665		326.3	09:11	11:29.270
4	3	4:41.114	1:40.517	1:23.114	1:37.483	3.285		16.899	6.022	322.4	09:16	16:10.384
5	3	3:28.797	32.809	1:20.859	1:35.129	3.326	3.786	16.476	5.661	327.3	09:19	19:39.181
6	3	3:30.292	32.769	1:20.825	1:36.698	3.260	3.796	17.698	6.410	328.3	09:23	23:09.473
7	3	3:44.094 B	33.157	1:20.486	1:50.451		3.780	21.554		325.3	09:26	26:53.567
8	1	4:35.249	1:31.209	1:23.976	1:40.064	3.372		18.973	6.467	332.3	09:31	31:28.816
9	1	3:32.787	33.609	1:21.320	1:37.858	3.309	3.799	18.854	6.034	325.3	09:35	35:01.603
10	1	3:36.296	32.957	1:22.241	1:41.098	3.311	3.769	21.107	6.110	329.3	09:38	38:37.899
11	1	3:39.474 B	32.471	1:20.577	1:46.426		3.758	18.565		325.3	09:42	42:17.373
2 Audi Sport Team Joest Audi R18 TDI LM P1												
1. Marcel Fassler			3. Benoit Treluyer									
2. André Lotterer												
1	1	4:22.942	1:11.566	1:29.596	1:41.780	3.376		19.426	6.227	285.7	09:04	4:22.942
2	1	3:32.149	33.800	1:22.224	1:36.125	3.383	3.835	16.869	5.819	323.4	09:07	7:55.091
3	1	3:32.101	33.091	1:21.542	1:37.468	3.453	3.822	17.666	6.002	323.4	09:11	11:27.192
4	1	3:38.734 B	33.159	1:22.231	1:43.344		3.852	16.453		329.3	09:15	15:05.926
5	2	4:32.682	1:35.321	1:22.336	1:35.025	3.337		16.135	5.710	326.3	09:19	19:38.608
6	2	3:31.258	32.678	1:21.133	1:37.447	3.271	3.823	17.565	6.244	325.3	09:23	23:09.866
7	2	3:35.525	33.660	1:22.479	1:39.386	3.341	3.797	19.155	6.615	323.4	09:26	26:45.391
8	2	3:38.928 B	32.742	1:21.451	1:44.735		3.815	18.444		329.3	09:30	30:24.319
9	3	4:45.231	1:41.682	1:24.079	1:39.470	3.459		17.593	7.772	317.6	09:35	35:09.550
10	3	3:31.196	33.038	1:21.065	1:37.093	3.401	3.836	17.431	5.700	323.4	09:38	38:40.746
11	3	3:28.626	33.186	1:20.213	1:35.227	3.363	3.804	16.308	5.825	325.3	09:42	42:09.372
12	3	3:29.566	33.241	1:20.948	1:35.377	3.285	3.793	16.331	6.458	327.3	09:45	45:38.938
3 Audi Sport North America Audi R18 TDI LM P1												
1. Rinaldo Capello			3. Allan McNish									
2. Tom Kristensen												
1	1	4:10.656 B	52.696	1:27.409	1:50.551			19.097		278.4	09:04	4:10.656
2	2	6:17.085	3:11.081	1:26.156	1:39.848	3.375		17.940	6.340	295.9	09:10	10:27.741
3	2	3:35.176	34.003	1:23.445	1:37.728	3.333	3.824	17.040	6.134	317.6	09:14	14:02.917
4	2	3:33.016	33.882	1:21.856	1:37.278	3.348	3.806	17.232	5.984	318.6	09:17	17:35.933
5	2	3:38.548 B	33.161	1:21.481	1:43.906		3.806	17.634		322.4	09:21	21:14.481
6	3	5:33.023	2:34.164	1:22.252	1:36.607	3.263		16.695	6.054	325.3	09:26	26:47.504
7	3	3:29.971	33.089	1:20.335	1:36.547	3.264	3.761	18.278	5.765	326.3	09:30	30:17.475
8	3	3:29.617	33.403	1:20.119	1:36.095	3.207	3.752	16.639	5.882	320.5	09:33	33:47.092
9	3	3:34.080 B	32.620	1:19.771	1:41.689		3.737	16.305		323.4	09:37	37:21.172
10	1	5:23.247	2:25.511	1:20.993	1:36.743	3.254		17.484	6.272	325.3	09:42	42:44.419
11	1	3:33.705 B	32.346	1:20.016	1:41.343		3.766	16.768		319.5	09:46	46:18.124
5 Oreca Swiss Hy Tech-Hybrid LM P1												
1. Steve Zacchia			3. Casper Elgaard									
2. Jan Lammers												
1	2	6:11.528 B	2:16.457	1:48.054	2:07.017			21.527		206.5	09:06	6:11.528
2	2	6:56.587	3:32.742	1:33.066	1:50.779	3.988		20.262	7.081	282.7	09:13	13:08.115
3	2	3:58.641	37.478	1:31.477	1:49.686	3.823	4.275	20.309	6.938	294.3	09:17	17:06.756
4	2	3:57.499	37.711	1:31.600	1:48.188	3.829	4.208	20.131	6.737	300.0	09:21	21:04.255
5	2	4:12.942 B	37.072	1:30.457	2:05.413		4.213	23.188		295.1	09:25	25:17.197
6	3	10:08.589	6:47.734	1:32.419	1:48.436	3.796		20.295	6.720	293.5	09:35	35:25.786
7	3	3:51.096	36.546	1:29.389	1:45.161	3.737	4.222	18.699	6.401	293.5	09:39	39:16.882
8	3	3:52.450	36.192	1:28.513	1:47.745	3.691	4.192	21.146	6.557	294.3	09:43	43:09.332
9	3	3:57.816 B	35.947	1:28.538	1:53.331		4.179	19.469		297.5	09:47	47:07.148



24 HEURES DU MANS 2011



24 HEURES DU MANS

ILMC
Warm-Up

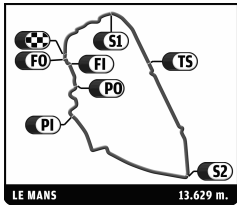
Sector Analysis

■ Personal Best ■ Session Best B Crossing the finish line in pit lane

Lap	D	Time	Sector 1	Sector 2	Sector 3	T6	T7	Porsche	Ford	T. Spd	Hour	Elapsed
007 Aston Martin Racing			3.Darren Turner		Aston Martin AMR-One LM P1							
1.Christian Klien 2.Stefan Mucke												
1	2	4:39.218 B	1:02.052	1:37.349	1:59.817			21.301		256.5	09:04	4:39.218
2	2	11:01.820	7:42.347	1:32.268	1:47.205	3.604		19.280	6.808	282.7	09:15	15:41.038
3	2	3:48.579	35.882	1:29.484	1:43.213	3.469	4.177	17.929	6.114	285.0	09:19	19:29.617
4	2	3:55.868 B	35.271	1:29.035	1:51.562		4.126	17.806		282.0	09:23	23:25.485
5	1	6:44.022	3:19.836	1:33.655	1:50.531	3.756		20.593	6.798	285.0	09:30	30:09.507
6	1	3:53.077	36.447	1:30.371	1:46.259	3.605	4.200	19.408	6.579	282.7	09:34	34:02.584
7	1	4:03.667 B	36.406	1:31.164	1:56.097		4.159	20.330		285.7	09:38	38:06.251
8	3	8:04.412	4:43.944	1:32.431	1:48.037	3.464		18.670	6.081	285.7	09:46	46:10.663
7 Peugeot Sport Total			3.Anthony Davidson		Peugeot 908 LM P1							
1.Marc Gene 2.Alex Wurz												
1	2	4:44.767 B	1:13.637	1:35.005	1:56.125			19.903		277.6	09:04	4:44.767
2	2	9:14.644	6:05.609	1:28.884	1:40.151	3.381		18.983	6.243	285.0	09:13	13:59.411
3	2	3:33.095	33.234	1:22.018	1:37.843	3.453	3.801	17.456	6.525	322.4	09:17	17:32.506
4	2	3:32.396	33.290	1:21.166	1:37.940	3.328	3.832	18.479	5.929	325.3	09:21	21:04.902
5	2	3:31.560	32.910	1:21.516	1:37.134	3.325	3.789	17.804	5.851	331.3	09:24	24:36.462
6	2	3:42.325 B	32.981	1:22.378	1:46.966		3.784	20.173		302.5	09:28	28:18.787
7	2	13:04.864	...	1:21.719	1:38.998	3.298		19.664	5.899	312.1	09:41	41:23.651
8	2	3:32.056	32.651	1:23.794	1:35.611	3.274	3.776	17.715	5.725	309.5	09:44	44:55.707
9	2	3:30.112	33.382	1:20.134	1:36.596	3.315	3.751	17.576	5.814	328.3	09:48	48:25.819
8 Peugeot Sport Total			3.Nicolas Minassian		Peugeot 908 LM P1							
1.Franck Montagny 2.Stephane Sarrazin												
1	1	6:02.500 B	2:04.700	1:50.554	2:07.246			24.579		192.9	09:06	6:02.500
2	1	7:47.016	4:32.806	1:30.272	1:43.938	3.409		19.482	6.338	289.5	09:13	13:49.516
3	1	3:33.750	34.156	1:21.989	1:37.605	3.263	3.831	18.489	6.041	317.6	09:17	17:23.266
4	1	3:29.970	33.745	1:20.853	1:35.372	3.262	3.743	16.490	5.817	329.3	09:20	20:53.236
5	1	3:32.396	33.937	1:21.830	1:36.629	3.225	3.725	17.013	6.001	321.4	09:24	24:25.632
6	1	3:59.601 B	35.034	1:30.054	1:54.513		3.713	19.190		324.3	09:28	28:25.233
7	1	5:31.464	2:28.918	1:22.831	1:39.715	3.280		18.494	6.082	319.5	09:33	33:56.697
8	1	3:29.708	33.530	1:21.131	1:35.047	3.178	3.760	16.701	5.814	322.4	09:37	37:26.405
9	1	3:40.649 B	35.189	1:21.104	1:44.356		3.731	18.380		330.3	09:41	41:07.054
10	2	4:31.666	1:30.907	1:22.786	1:37.973	3.439		17.584	6.493	292.7	09:45	45:38.720
009 Aston Martin Racing			3.Harold Primat		Aston Martin AMR-One LM P1							
1.Adrian Fernandez 2.Andy Meyrick												
1	2	4:57.590 B	1:28.988	1:32.113	1:56.489			19.442		281.2	09:04	4:57.590
2	2	10:24.331 B	6:57.685	1:30.873	1:55.773			18.261		280.5	09:15	15:21.921
3	2	5:44.566 B	2:09.879	1:32.644	2:02.043			20.011		282.7	09:21	21:06.487
4	1	6:08.033	2:45.342	1:33.555	1:49.136	3.565		21.190	6.433	280.5	09:27	27:14.520
5	1	4:02.443 B	37.289	1:30.365	1:54.789		4.169	19.769		282.0	09:31	31:16.963
6	2	17:58.118 B	...	1:44.031	2:04.770			20.185		221.3	09:49	49:15.081
9 Team Peugeot Total			3.Simon Pagenaud		Peugeot 908 LM P1							
1.Pedro Lamy 2.Sebastien Bourdais												
1	2	4:56.671 B	1:16.853	1:40.233	1:59.585			20.721		255.9	09:04	4:56.671
2	2	10:44.630	7:27.657	1:33.355	1:43.618	3.448		19.082	6.806	276.9	09:15	15:41.301
3	2	3:33.751	34.548	1:22.123	1:37.080	3.368	3.821	17.398	6.062	326.3	09:19	19:15.052
4	2	3:34.741	32.991	1:23.165	1:38.585	3.287	3.812	19.532	6.032	325.3	09:22	22:49.793
5	2	3:40.743 B	32.918	1:21.310	1:46.515		3.767	20.078		330.3	09:26	26:30.536
6	2	4:53.506	1:50.884	1:23.130	1:39.492	3.291		19.511	6.137	328.3	09:31	31:24.042
7	2	3:35.132	33.128	1:20.329	1:41.675	3.297	3.775	22.350	6.018	329.3	09:34	34:59.174
8	2	3:29.713	33.062	1:20.579	1:36.072	3.327	3.751	17.177	6.021	329.3	09:38	38:28.887



24 HEURES DU MANS 2011



24 HEURES DU MANS

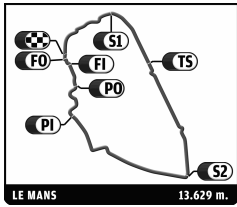
ILMC
Warm-Up

Sector Analysis

Lap	D	Time	Sector 1	Sector 2	Sector 3	T6	T7	Porsche	Ford	T. Spd	Hour	Elapsed
9	2	3:30.284	33.382	1:20.411	1:36.491	3.239	3.764	18.474	5.848	323.4	09:41	41:59.171
10	2	3:27.228	32.492	1:19.754	1:34.982	3.466	3.746	17.498	5.866	321.4	09:45	45:26.399
10 Team Oreca Maimut Peugeot 908 HDI-FAP LM P1 1.Nicolas Lapierre 3.Olivier Panis 2.Loic Duval												
1	1	4:33.405	1:14.756	1:32.761	1:45.888	3.580		18.726	6.588	274.1	09:04	4:33.405
2	1	3:38.257	35.247	1:25.218	1:37.792	3.308	4.071	17.177	5.964	306.8	09:08	8:11.662
3	1	3:36.586	33.639	1:22.997	1:39.950	3.305	3.842	19.145	6.169	316.7	09:11	11:48.248
4	1	3:52.052 B	34.053	1:23.030	1:54.969		3.836	19.760		315.8	09:15	15:40.300
5	2	5:06.822	2:02.266	1:24.498	1:40.058	3.372		17.300	6.400	314.0	09:20	20:47.122
6	2	3:33.332	34.393	1:22.572	1:36.367	3.335	3.865	16.914	5.717	314.0	09:24	24:20.454
7	2	3:44.376 B	33.565	1:23.198	1:47.613		3.854	18.987		316.7	09:28	28:04.830
8	2	4:55.571	1:47.004	1:25.802	1:42.765	3.320		20.687	6.024	300.8	09:33	33:00.401
9	2	3:36.276	33.462	1:22.790	1:40.024	3.283	3.854	19.537	6.094	314.0	09:36	36:36.677
10	2	3:35.921	33.428	1:25.143	1:37.350	3.321	3.841	17.449	5.789	315.8	09:40	40:12.598
11	2	3:33.356	33.229	1:22.869	1:37.258	3.281	3.840	17.308	5.804	315.8	09:43	43:45.954
12	2	3:59.965 B	36.683	1:26.103	1:57.179		3.846	22.112		293.5	09:47	47:45.919
12 Rebellion Racing Lola B 10/60 Coupe-Toyota LM P1 1.Neel Jani 3.Jeroen Bleekemolen 2.Nicolas Prost												
1	2	5:26.983 B	1:51.406	1:33.025	2:02.552			21.478		285.7	09:05	5:26.983
2	2	7:12.571	3:54.942	1:29.246	1:48.383	3.733		21.405	7.061	305.9	09:12	12:39.554
3	2	3:47.927	35.954	1:27.483	1:44.490	3.592	4.042	19.687	6.437	303.4	09:16	16:27.481
4	2	3:55.483 B	35.241	1:25.908	1:54.334		3.988	20.902		309.5	09:20	20:22.964
5	1	5:12.161	2:02.099	1:26.985	1:43.077	3.467		19.338	6.481	290.3	09:25	25:35.125
6	1	3:47.196 B	34.396	1:24.689	1:48.111		3.939	18.508		308.6	09:29	29:22.321
7	3	5:19.223	2:06.416	1:28.512	1:44.295	3.539		20.128	6.518	309.5	09:34	34:41.544
8	3	3:44.148	36.861	1:25.567	1:41.720	3.464	3.942	18.975	6.180	311.2	09:38	38:25.692
9	3	3:40.946	34.670	1:24.323	1:41.953	3.424	3.931	20.162	6.138	310.3	09:42	42:06.638
10	3	3:39.158	34.453	1:24.295	1:40.410	3.464	3.907	18.978	6.037	313.0	09:45	45:45.796
13 Rebellion Racing Lola B 10/60 Coupe-Toyota LM P1 1.Andrea Belicchi 3.Guy Smith 2.J.Christophe Boullion												
1	1	6:12.754 B	2:36.697	1:34.235	2:01.822			20.963		257.8	09:06	6:12.754
2	1	7:32.933 B	4:11.926	1:28.424	1:52.583			19.352		307.7	09:13	13:45.687
3	2	6:02.038	2:44.334	1:27.642	1:50.062	3.523		20.225	6.306	310.3	09:19	19:47.725
4	2	3:38.463	34.763	1:24.420	1:39.280	3.368	3.962	18.080	6.043	314.0	09:23	23:26.188
5	2	3:55.282 B	34.833	1:25.166	1:55.283		3.907	22.376		313.0	09:27	27:21.470
6	3	5:06.415	1:57.154	1:27.226	1:42.035	3.560		19.313	6.159	313.0	09:32	32:27.885
7	3	3:44.526	36.465	1:27.193	1:40.868	3.425	3.957	18.534	6.247	309.5	09:36	36:12.411
8	3	3:53.741 B	35.208	1:25.991	1:52.542		3.910	20.262		310.3	09:40	40:06.152
15 Oak Racing Oak Pescarolo-Judd LM P1 1.Tiago Monteiro 3.Pierre Ragues 2.Guillaume Moreau												
1	3	4:14.503 B	47.375	1:31.811	1:55.317			20.839		259.0	09:04	4:14.503
2	3	7:42.520	4:29.280	1:27.892	1:45.348	3.470		20.370	6.299	262.1	09:11	11:57.023
3	3	3:44.696	35.569	1:26.129	1:42.998	3.476	3.986	18.868	6.590	318.6	09:15	15:41.719
4	3	3:40.966	35.505	1:24.737	1:40.724	3.526	3.972	18.345	6.119	318.6	09:19	19:22.685
5	3	3:40.750	34.698	1:24.636	1:41.416	3.504	4.001	18.680	6.089	317.6	09:23	23:03.435
6	3	3:51.542 B	34.620	1:25.716	1:51.206		4.000	20.205		319.5	09:26	26:54.977
7	3	7:46.829	4:37.971	1:25.321	1:43.537	3.455		19.920	6.389	316.7	09:34	34:41.806
8	3	3:46.631	36.887	1:26.308	1:43.436	3.407	3.973	18.608	6.253	318.6	09:38	38:28.437
9	3	3:40.336	35.093	1:24.004	1:41.239	3.466	3.966	18.937	6.159	318.6	09:42	42:08.773
10	3	3:39.973	34.946	1:24.146	1:40.881	3.476	3.988	18.365	6.194	320.5	09:45	45:48.746



24 HEURES DU MANS 2011



24 HEURES DU MANS

ILMC
Warm-Up

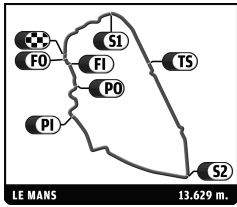
Sector Analysis

■ Personal Best ■ Session Best B Crossing the finish line in pit lane

Lap	D	Time	Sector 1	Sector 2	Sector 3	T6	T7	Porsche	Ford	T. Spd	Hour	Elapsed
16 Pescarolo Team 1. Emmanuel Collard 2. Christophe Tinseau			3. Julien Jousse									Pescarolo Judd LM P1
1	1	4:04.745 B	43.295	1:30.005	1:51.445			18.815		284.2	09:04	4:04.745
2	1	5:32.240	2:22.468	1:27.401	1:42.371	3.573		18.187	6.560	274.8	09:09	9:36.985
3	1	3:44.907	34.429	1:23.945	1:46.533	3.524	3.988	20.454	6.414	319.5	09:13	13:21.892
4	1	3:39.601	34.719	1:25.289	1:39.593	3.508	3.971	17.604	6.181	317.6	09:17	17:01.493
5	1	3:39.259	34.660	1:24.654	1:39.945	3.488	3.971	18.203	6.279	318.6	09:20	20:40.752
6	1	3:57.150 B	36.795	1:24.744	1:55.611		3.956	20.198		318.6	09:24	24:37.902
7	2	6:27.887	3:18.095	1:27.042	1:42.750	3.481		18.986	6.433	305.9	09:31	31:05.789
8	2	3:39.661	34.834	1:24.180	1:40.647	3.461	3.956	17.538	6.231	319.5	09:34	34:45.450
9	2	3:42.165	35.215	1:24.977	1:41.973	3.435	3.936	18.908	6.326	307.7	09:38	38:27.615
10	2	3:39.478	34.391	1:23.770	1:41.317	3.436	3.920	19.937	6.201	323.4	09:42	42:07.093
11	2	3:50.072 B	34.691	1:24.305	1:51.076		3.922	19.381		310.3	09:45	45:57.165
20 Quifel-Asm Team 1. Miguel Amaral 2. Olivier Pla			3. Warren Hughes									Zytek O9 SC LM P1
1	3	7:03.398 B	3:34.191	1:32.252	1:56.955			20.527		231.8	09:07	7:03.398
2	3	8:18.412	5:07.644	1:28.288	1:42.480	3.402		18.310	6.811	275.5	09:15	15:21.810
3	3	3:40.758	34.671	1:25.382	1:40.705	3.408	3.977	17.943	6.173	306.8	09:19	19:02.568
4	3	3:42.607	35.842	1:25.129	1:41.636	3.355	3.971	18.104	6.341	302.5	09:22	22:45.175
5	3	3:40.881	34.474	1:25.017	1:41.390	3.318	3.957	19.199	6.182	304.2	09:26	26:26.056
6	3	3:43.498	35.268	1:25.399	1:42.831	3.467	3.937	19.102	6.728	306.8	09:30	30:09.554
7	3	3:38.171	34.228	1:24.318	1:39.625	3.311	3.979	17.495	6.188	306.8	09:33	33:47.725
8	3	3:37.675	33.904	1:24.469	1:39.302	3.343	3.925	17.637	6.027	305.1	09:37	37:25.400
9	3	3:58.510 B	37.088	1:28.676	1:52.746		3.930	19.870		301.7	09:41	41:23.910
10	3	6:19.022	3:08.400	1:26.659	1:43.963	3.370		20.197	6.667	305.1	09:47	47:42.932
22 Kronos Racing 1. Vanina Ickx 2. Maxime Martin			3. Bas Leinders									Lola Aston Martin LM P1
1	1	5:28.393 B	1:55.956	1:30.304	2:02.133			21.364		282.0	09:05	5:28.393
2	1	12:44.798	9:33.115	1:27.140	1:44.543	3.525		20.165	6.740	312.1	09:18	18:13.191
3	1	3:45.665	35.893	1:26.066	1:43.706	3.414	3.930	19.663	6.775	316.7	09:21	21:58.856
4	1	3:44.389	35.525	1:25.157	1:43.707	3.420	3.894	20.477	6.563	315.8	09:25	25:43.245
5	1	3:52.439 B	35.216	1:25.298	1:51.925		3.886	20.667		315.8	09:29	29:35.684
6	2	16:26.993	...	1:29.300	1:42.215	3.474		19.244	6.538	308.6	09:46	46:02.677
24 Oak Racing 1. Jacques Nicolet 2. Richard Hein			3. Jean-François Yvon									Oak Pescarolo-Judd LM P1
1	2	6:26.490 B	2:34.621	1:45.198	2:06.671			23.719		228.8	09:06	6:26.490
2	2	7:18.051	3:52.428	1:32.754	1:52.869	3.917		22.920	7.946	303.4	09:13	13:44.541
3	2	4:00.722 B	37.214	1:29.309	1:54.199		4.148	20.024		262.8	09:17	17:45.263
4	1	7:51.168	4:25.193	1:33.486	1:52.489	3.665		23.680	6.953	269.3	09:25	25:36.431
5	1	3:53.879	36.781	1:28.744	1:48.354	3.580	4.077	22.478	6.547	307.7	09:29	29:30.310
6	1	4:04.117 B	36.975	1:28.859	1:58.283		4.066	20.979		307.7	09:33	33:34.427
7	3	6:13.588	2:56.839	1:28.339	1:48.410	3.801		21.394	7.250	307.7	09:39	39:48.015
8	3	4:01.174 B	35.649	1:27.049	1:58.476		4.084	20.466		313.0	09:43	43:49.189
26 Signatech Nissan 1. Franck Mailleux 2. Lucas Ordoñez			3. Soheil Ayari									Oreca 03-Nissan LM P2
1	1	4:51.165 B	1:07.260	1:39.813	2:04.092			22.133		228.8	09:04	4:51.165
2	1	7:10.294	3:48.726	1:33.048	1:48.520	3.614		19.803	7.451	291.1	09:12	12:01.459
3	1	4:02.685 B	35.734	1:31.430	1:55.521		4.145	21.532		293.5	09:16	16:04.144
4	2	5:41.848	2:24.361	1:31.236	1:46.251	3.612		19.352	6.603	291.1	09:21	21:45.992
5	2	4:02.841 B	37.420	1:29.815	1:55.606		4.142	19.735		291.9	09:25	25:48.833
6	3	5:36.577	2:18.507	1:31.197	1:46.873	3.630		19.378	6.594	294.3	09:31	31:25.410



24 HEURES DU MANS 2011



24 HEURES DU MANS

ILMC
Warm-Up

Sector Analysis

■ Personal Best ■ Session Best B Crossing the finish line in pit lane

Lap	D	Time	Sector 1	Sector 2	Sector 3	T6	T7	Porsche	Ford	T. Spd	Hour	Elapsed
7	3	3:57.587 B	36.220	1:29.210	1:52.157		4.145	18.356		294.3	09:35	35:22.997
8	1	5:21.551	2:06.032	1:29.275	1:46.244	3.550		19.766	6.464	293.5	09:40	40:44.548
9	1	3:43.449	34.730	1:27.156	1:41.563	3.491	4.098	18.021	6.060	292.7	09:44	44:27.997
10	1	3:50.317	36.606	1:28.926	1:44.785	3.497	4.072	19.303	6.523	292.7	09:48	48:18.314

33

Level 5 Motorsports

1.Scott Tucker
2.Christophe Bouchut

3.Joao Barbosa

LM P2

1	1	5:45.855	2:05.521	1:42.802	1:57.532	3.808		23.821	7.640	225.0	09:05	5:45.855
2	1	4:06.024	38.986	1:34.488	1:52.550	3.774	4.283	22.211	7.136	245.5	09:09	9:51.879
3	1	4:02.870	37.789	1:32.124	1:52.957	3.724	4.267	22.403	7.002	287.2	09:13	13:54.749
4	1	3:59.999	37.238	1:31.632	1:51.129	3.769	4.245	21.603	6.937	288.8	09:17	17:54.748
5	1	3:57.799	37.049	1:31.262	1:49.488	3.693	4.273	20.934	6.834	289.5	09:21	21:52.547
6	1	4:07.013 B	36.782	1:31.151	1:59.080		4.240	21.909		288.8	09:25	25:59.560
7	2	6:09.889	2:44.994	1:33.466	1:51.429	3.633		21.926	7.093	264.1	09:32	32:09.449
8	2	3:54.620	36.365	1:29.795	1:48.460	3.581	4.202	21.020	6.650	289.5	09:36	36:04.069
9	2	3:51.077	35.879	1:29.626	1:45.572	3.556	4.181	19.319	6.286	288.0	09:39	39:55.146
10	2	3:52.325	35.730	1:29.509	1:47.086	3.523	4.166	19.974	6.611	289.5	09:43	43:47.471
11	2	4:03.772 B	36.801	1:30.223	1:56.748		4.158	20.201		288.8	09:47	47:51.243

35

Oak Racing

1.Andrea Barlesi
2.Frédéric Da Rocha

3.Patrice Lafargue

Oak Pescarolo-Judd BMW

LM P2

1	3	5:33.547 B	1:44.710	1:39.290	2:09.547			24.241		243.8	09:05	5:33.547
2	3	8:28.209	5:01.380	1:34.512	1:52.317	3.731		21.715	6.794	276.9	09:14	14:01.756
3	3	3:57.000	37.382	1:30.649	1:48.969	3.587	4.210	20.933	6.636	295.1	09:17	17:58.756
4	3	4:09.603 B	36.682	1:31.510	2:01.411		4.163	21.879		296.7	09:22	22:08.359
5	2	5:59.579	2:35.189	1:31.812	1:52.578	3.746		22.133	7.697	294.3	09:28	28:07.938
6	2	3:58.408	37.376	1:30.730	1:50.302	3.772	4.209	21.200	7.513	295.1	09:32	32:06.346
7	2	4:09.182 B	37.243	1:30.769	2:01.170		4.196	21.208		295.9	09:36	36:15.528
8	2	5:21.278 B	1:51.360	1:30.750	1:59.168			20.597		296.7	09:41	41:36.806

36

RML

1.Tommy Erdos
2.Mike Newton

3.Ben Collins

LM P2

1	1	5:17.300	1:45.224	1:39.646	1:52.430	3.608		19.884	7.638	237.9	09:05	5:17.300
2	1	3:50.278	36.247	1:29.331	1:44.700	3.527	4.202	19.057	6.341	291.9	09:09	9:07.578
3	1	4:00.243 B	36.181	1:29.660	1:54.402		4.170	19.883		294.3	09:13	13:07.821
4	2	5:39.144	2:14.976	1:33.465	1:50.703	3.684		21.375	7.377	293.5	09:18	18:46.965
5	2	3:55.180	37.013	1:30.267	1:47.900	3.658	4.234	19.964	6.844	296.7	09:22	22:42.145
6	2	4:10.684 B	36.775	1:31.524	2:02.385		4.225	23.462		296.7	09:26	26:52.829
7	3	5:34.121	2:14.722	1:31.514	1:47.885	3.475		20.712	6.808	286.5	09:32	32:26.950
8	3	3:51.732	37.036	1:30.400	1:44.296	3.456	4.150	19.312	6.110	292.7	09:36	36:18.682
9	3	3:47.622	35.583	1:28.279	1:43.760	3.531	4.136	18.737	6.035	295.1	09:40	40:06.304
10	3	3:59.617 B	35.216	1:28.593	1:55.808		4.161	20.122		295.1	09:44	44:05.921

39

Pecom Racing

1.Luis Perez-Companc
2.Matias Russo

3.Pierre Kaffer

Lola B11/40-Judd Bmw

LM P2

1	3	21:31.315 B	...	1:50.907	2:06.039			22.245		182.7	09:21	21:31.315
2	3	9:10.700	4:54.845	1:33.551	2:42.304	3.701		23.789	7.183	280.5	09:30	30:42.015
3	3	3:56.700	37.270	1:31.445	1:47.985	3.711	4.187	20.613	7.211	293.5	09:34	34:38.715
4	3	3:49.354	35.848	1:28.765	1:44.741	3.532	4.199	19.048	6.459	292.7	09:38	38:28.069
5	3	3:48.133	36.332	1:28.457	1:43.344	3.421	4.133	18.799	6.094	294.3	09:42	42:16.202
6	3	3:50.842	35.369	1:30.420	1:45.053	3.492	4.096	19.039	6.224	296.7	09:46	46:07.044

41

Greaves Motorsport

1.Karim Ojeh
2.Olivier Lombard

3.Thomas Kimber-Smith

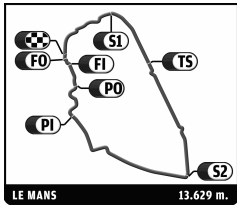
Zytek Nissan

LM P2

1	2	4:03.000	44.772	1:32.651	1:45.577	3.519		18.937	6.776	271.4	09:04	4:03.000
---	---	----------	--------	----------	----------	-------	--	--------	-------	-------	-------	----------



24 HEURES DU MANS 2011



24 HEURES DU MANS

ILMC
Warm-Up

Sector Analysis

■ Personal Best ■ Session Best B Crossing the finish line in pit lane

Lap	D	Time	Sector 1	Sector 2	Sector 3	T6	T7	Porsche	Ford	T. Spd	Hour	Elapsed
2	2	3:46.858	35.304	1:28.509	1:43.045	3.458	4.091	18.017	6.526	295.1	09:07	7:49.858
3	2	3:44.931	34.919	1:27.672	1:42.340	3.446	4.053	17.819	6.467	295.9	09:11	11:34.789
4	2	4:02.664 B	37.618	1:28.792	1:56.254		4.050	18.432		296.7	09:15	15:37.453
5	2	19:32.048	...	1:29.181	1:47.673	3.793		19.244	8.273	291.9	09:35	35:09.501
6	2	3:50.665	35.370	1:27.771	1:47.524	3.449	4.207	22.034	6.431	295.1	09:39	39:00.166
7	2	3:45.086	34.962	1:27.232	1:42.892	3.503	4.080	17.724	6.509	295.9	09:42	42:45.252
8	2	3:45.360	35.367	1:27.648	1:42.345	3.455	4.093	17.488	6.476	295.1	09:46	46:30.612

42 **Strakka Racing** Honda Performance Development Aco 01 D
 1. Nick Leventis 3. Jonny Kane LM P2
 2. Danny Watts

1	3	5:35.262	2:08.085	1:35.198	1:51.979	3.592		22.718	7.115	284.2	09:05	5:35.262
2	3	3:56.640 B	35.907	1:28.322	1:52.411		4.161	19.155		294.3	09:09	9:31.902
3	2	7:34.508 B	4:07.044	1:29.854	1:57.610			22.858		288.8	09:17	17:06.410
4	1	7:58.301 B	4:19.749	1:34.097	2:04.455			22.581		290.3	09:25	25:04.711
5	2	13:06.493	9:47.985	1:31.559	1:46.949	3.455		20.326	6.383	274.1	09:38	38:11.204
6	2	3:49.480	35.659	1:28.228	1:45.593	3.414	4.142	19.073	6.027	292.7	09:42	42:00.684
7	2	3:53.927 B	34.946	1:27.439	1:51.542		4.116	19.627		295.9	09:45	45:54.611

44 **Extreme Limite AM Paris** Norma M200P-Judd BMW
 1. Fabien Rosier 3. Jean-René De Fournoux LM P2
 2. Philippe Haezebrouck

1	2	6:07.526 B	2:09.690	1:47.156	2:10.680			24.626		206.5	09:06	6:07.526
2	2	11:57.985 B	8:11.572	1:38.927	2:07.486			23.232		280.5	09:18	18:05.511
3	2	12:42.091 B	9:01.970	1:34.957	2:05.164			22.863		282.7	09:30	30:47.602
4	2	9:53.312 B	6:18.016	1:34.159	2:01.137			21.657		280.5	09:40	40:40.914
5	2	7:03.841 B	3:27.591	1:33.658	2:02.592			21.380		282.0	09:47	47:44.755

48 **Team Oreca Matmut** Oreca 03-Nissan
 1. Alexandre Premat 3. Dominick Kraihamer LM P2
 2. David Hollyday

1	3	5:23.921 B	1:40.404	1:36.813	2:06.704			23.500		236.8	09:05	5:23.921
2	3	7:27.283	4:07.600	1:32.087	1:47.596	3.697		19.914	7.022	293.5	09:12	12:51.204
3	3	3:50.877	36.828	1:29.569	1:44.480	3.498	4.153	19.187	6.380	296.7	09:16	16:42.081
4	3	4:01.874 B	36.082	1:28.576	1:57.216		4.086	20.386		295.9	09:20	20:43.955
5	2	6:25.618	3:04.143	1:31.517	1:49.958	3.627		21.604	7.427	295.1	09:27	27:09.573
6	2	3:53.823	36.647	1:28.990	1:48.186	3.738	4.136	21.593	6.837	298.3	09:31	31:03.396
7	2	3:52.068	36.392	1:28.320	1:47.356	3.581	4.163	20.281	6.962	297.5	09:34	34:55.464
8	2	4:01.155 B	36.430	1:28.999	1:55.726		4.108	20.152		296.7	09:38	38:56.619
9	1	5:27.477	2:02.572	1:33.336	1:51.569	3.763		22.223	7.083	289.5	09:44	44:24.096
10	1	4:09.180 B	38.468	1:31.985	1:58.727		4.183	22.005		293.5	09:48	48:33.276

49 **Oak Racing** Oak Pescarolo-BMW
 1. Shinji Nakano 3. Jan Charouz LM P2
 2. Nicolas De Crem

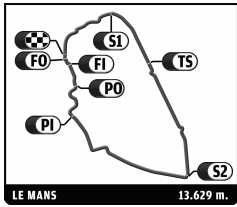
1	3	5:16.095 B	1:41.128	1:34.150	2:00.817			21.705		251.2	09:05	5:16.095
2	3	7:53.410	4:37.863	1:30.218	1:45.329	3.566		18.749	6.482	299.2	09:13	13:09.505
3	3	3:49.494	36.455	1:28.648	1:44.391	3.557	4.141	18.356	6.544	298.3	09:16	16:58.999
4	3	3:50.269	36.454	1:29.463	1:44.352	3.528	4.127	18.145	6.402	299.2	09:20	20:49.268
5	3	3:59.138 B	37.219	1:31.027	1:50.892		4.111	17.842		301.7	09:24	24:48.406
6	1	6:02.836	2:45.759	1:29.819	1:47.258	3.489		20.388	6.644	300.0	09:30	30:51.242
7	1	4:06.188 B	37.861	1:32.357	1:55.970		4.091	18.724		300.0	09:34	34:57.430
8	2	5:35.965 B	2:10.224	1:30.042	1:55.699			21.245		288.0	09:40	40:33.395
9	3	5:40.567 B	2:16.094	1:31.946	1:52.527			19.001		295.9	09:46	46:13.962

50 **Larbre Competition** Chevrolet Corvette C6 ZR1
 1. Patrick Bornhauser 3. Gabriele Gardel LM GTE Am
 2. Julien Canal

1	3	7:13.889 B	3:06.269	1:52.735	2:14.885			25.886		193.2	09:07	7:13.889
2	3	7:26.264	3:43.326	1:42.340	2:00.598	3.929		24.631	7.670	243.8	09:14	14:40.153



24 HEURES DU MANS 2011



24 HEURES DU MANS

ILMC
Warm-Up

Sector Analysis

■ Personal Best ■ Session Best B Crossing the finish line in pit lane

Lap	D	Time	Sector 1	Sector 2	Sector 3	T6	T7	Porsche	Ford	T. Spd	Hour	Elapsed
3	3	4:19.863	41.987	1:38.445	1:59.431	3.928	4.488	24.643	7.559	270.0	09:19	19:00.016
4	3	4:29.218 B	42.572	1:38.795	2:07.851		4.489	24.854		213.9	09:23	23:29.234

51	AF Corse Srl		3.Toni Vilander										Ferrari 458 Italia
	1.Giancarlo Fisichella												LM GTE Pro
		2.Gianmaria Bruni											

1	3	5:13.120	1:39.929	1:39.185	1:54.006	3.720		22.042	6.663	229.8	09:05	5:13.120
2	3	4:07.787	38.362	1:36.683	1:52.742	3.692	4.455	20.838	6.460	280.5	09:09	9:20.907
3	3	4:01.419	37.838	1:33.305	1:50.276	3.643	4.415	20.606	6.496	285.7	09:13	13:22.326
4	3	4:00.161	37.874	1:33.023	1:49.264	3.624	4.386	20.465	6.135	285.7	09:17	17:22.487
5	3	4:11.270 B	37.671	1:32.860	2:00.739		4.389	20.673		285.7	09:21	21:33.757
6	3	9:23.452 B	5:44.630	1:34.184	2:04.638			21.880		281.2	09:30	30:57.209
7	3	10:55.617	7:30.646	1:34.722	1:50.249	3.673		20.655	6.207	278.4	09:41	41:52.826
8	3	4:00.343	37.640	1:33.563	1:49.140	3.606	4.407	20.412	6.097	282.7	09:45	45:53.169

55	BMW Motorsport		3.Dirk Werner										BMW M3 GT
	1.Augusto Farfus												LM GTE Pro
		2.Jörg Müller											

1	2	5:13.595 B	1:28.251	1:40.885	2:04.459			22.380		217.7	09:05	5:13.595
2	2	7:26.840	3:54.206	1:37.442	1:55.192	3.733		22.409	7.152	267.3	09:12	12:40.435
3	2	4:09.574	40.618	1:35.024	1:53.932	3.673	4.389	21.724	6.739	286.5	09:16	16:50.009
4	2	4:11.751 B	38.717	1:33.915	1:59.119		4.369	21.373		286.5	09:21	21:01.760
5	3	5:08.110	1:37.541	1:35.510	1:55.059	3.718		23.851	6.615	278.4	09:26	26:09.870
6	3	4:04.928	38.611	1:33.554	1:52.763	3.704	4.367	22.557	6.426	287.2	09:30	30:14.798
7	3	4:10.043 B	38.512	1:33.013	1:58.518			21.960		287.2	09:34	34:24.841
8	1	5:09.178	1:42.457	1:34.446	1:52.275	3.744		21.935	6.847	281.2	09:39	39:34.019
9	1	4:02.641	37.977	1:33.610	1:51.054	3.628	4.379	22.045	6.422	282.0	09:43	43:36.660
10	1	4:01.335	37.684	1:32.883	1:50.768	3.593	4.343	21.948	6.230	284.2	09:47	47:37.995

56	BMW Motorsport		3.Joey Hand										BMW M3 GT
	1.Andy Priaux												LM GTE Pro
		2.Dirk Müller											

1	1	5:14.136	1:33.476	1:42.451	1:58.209	3.886		23.531	7.189	227.8	09:05	5:14.136
2	1	4:05.592	39.030	1:34.409	1:52.153	3.755	4.453	21.527	6.574	272.7	09:09	9:19.728
3	1	4:05.762	38.089	1:33.726	1:53.947	3.781	4.398	22.482	6.582	288.8	09:13	13:25.490
4	1	4:01.310	37.825	1:33.152	1:50.333	3.692	4.406	21.133	6.393	288.8	09:17	17:26.800
5	1	4:10.650 B	38.148	1:33.447	1:59.055			21.177		288.0	09:21	21:37.450
6	2	5:49.871	2:20.558	1:35.052	1:54.261	3.678		24.906	6.526	268.7	09:27	27:27.321
7	2	4:02.412	37.534	1:33.018	1:51.860	3.677	4.370	22.427	6.392	287.2	09:31	31:29.733
8	2	4:15.936 B	38.547	1:36.718	2:00.671			22.815		270.7	09:35	35:45.669
9	3	5:05.767	1:38.440	1:35.193	1:52.134	3.688		21.856	6.629	285.0	09:40	40:51.436
10	3	4:00.387	37.784	1:32.733	1:49.870	3.834	4.346	20.593	6.634	288.8	09:44	44:51.823
11	3	4:08.661 B	37.778	1:33.123	1:57.760			21.725		287.2	09:49	49:00.484

57	Krohn Racing		3.Michele Rugolo										Ferrari F430
	1.Tracy Krohn												LM GTE Am
		2.Niclas Jonsson											

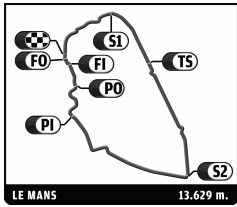
1	2	7:35.848 B	3:21.519	1:58.799	2:15.530			24.021		189.8	09:07	7:35.848
2	2	7:23.086	3:48.044	1:39.837	1:55.205	3.818		22.477	6.853	267.3	09:14	14:58.934
3	2	4:05.577	38.735	1:34.395	1:52.447	3.745	4.441	21.719	6.617	285.7	09:19	19:04.511
4	2	4:05.036	38.468	1:34.727	1:51.841	3.731	4.409	21.564	6.600	285.0	09:23	23:09.547
5	2	4:10.702	42.724	1:34.763	1:53.215	3.747	4.402	22.478	6.664	284.2	09:27	27:20.249
6	2	4:41.332 B	38.955	1:43.737	2:18.640			23.666		284.2	09:32	32:01.581

58	Luxury Racing		3.Pierre Thiriet										Ferrari 458 Italia
	1.Anthony Beltoise												LM GTE Pro
		2.François Jakubowski											

1	1	5:07.762 B	1:21.203	1:41.186	2:05.373			22.801		235.8	09:05	5:07.762
2	1	6:22.014	2:49.178	1:37.997	1:54.839	3.751		21.887	6.791	276.2	09:11	11:29.776
3	1	4:18.105 B	39.640	1:38.062	2:00.403		4.486	21.676		275.5	09:15	15:47.881



24 HEURES DU MANS 2011



24 HEURES DU MANS

ILMC
Warm-Up

Sector Analysis

■ Personal Best ■ Session Best B Crossing the finish line in pit lane

Lap	D	Time	Sector 1	Sector 2	Sector 3	T6	T7	Porsche	Ford	T. Spd	Hour	Elapsed
4	2	6:45.644	3:08.019	1:39.293	1:58.332	3.961		22.794	7.610	276.9	09:22	22:33.525
5	2	4:17.351	40.392	1:37.275	1:59.684	3.822	4.565	25.054	7.474	278.4	09:26	26:50.876
6	2	4:21.633 B	39.879	1:37.414	2:04.340		4.494	23.009		279.1	09:31	31:12.509
7	3	5:51.262	2:17.103	1:37.951	1:56.208	3.820		22.859	7.115	276.2	09:37	37:03.771
8	3	4:08.244	39.307	1:35.704	1:53.233	3.783	4.492	21.597	6.814	276.9	09:41	41:12.015
9	3	4:20.341 B	39.161	1:37.240	2:03.940		4.469	22.984		277.6	09:45	45:32.356

59

Luxury Racing

1. Stéphane Ortelli 3. Jaime Melo
2. Frédéric Makowiecki

Ferrari 458 Italia
LM GTE Pro

1	3	5:05.980 B	1:10.537	1:46.246	2:09.197			22.591		226.4	09:05	5:05.980
2	3	8:37.132 B	4:47.428	1:39.617	2:10.087			23.194		272.7	09:13	13:43.112
3	3	7:36.529 B	3:52.704	1:38.860	2:04.965			22.871		279.1	09:21	21:19.641
4	3	15:35.029 B	...	1:38.425	2:12.594			24.443		264.1	09:36	36:54.670
5	3	10:33.741	6:59.274	1:41.259	1:53.208	3.611		21.218	6.476	245.5	09:47	47:28.411

60

Gulf AMR Middle East

1. Fabien Giroix 3. Michael Wainwright
2. Roald Goethe

Aston Martin Vantage
LM GTE Am

1	1	5:35.237	1:54.543	1:42.633	1:58.061	3.931		22.925	7.405	213.0	09:05	5:35.237
2	1	4:09.760	39.343	1:35.710	1:54.707	3.774	4.433	21.845	6.956	276.9	09:09	9:44.997
3	1	4:24.177 B	38.792	1:35.471	2:09.914		4.379	24.393		276.9	09:14	14:09.174
4	1	16:16.170	...	1:36.432	1:56.598	3.780		24.149	6.738	260.9	09:30	30:25.344
5	1	4:06.500	38.599	1:34.830	1:53.071	3.692	4.392	21.534	6.787	276.2	09:34	34:31.844
6	1	4:05.036	38.187	1:34.517	1:52.332	3.673	4.357	21.417	6.835	274.8	09:38	38:36.880
7	1	4:07.519	38.858	1:35.164	1:53.497	3.709	4.349	22.049	6.757	276.2	09:42	42:44.399
8	1	4:06.279	38.687	1:34.597	1:52.995	3.732	4.367	21.501	6.803	276.9	09:46	46:50.678

61

AF Corse SRL

1. Piergiuseppe Perazzini 3. Sean Paul Breslin
2. Marco Cioci

Ferrari F430
LM GTE Am

1	2	5:52.376	1:55.263	1:49.369	2:07.744	4.509		25.671	8.623	218.6	09:05	5:52.376
2	2	4:25.558	43.680	1:42.846	1:59.032	3.921	5.060	23.858	7.154	225.0	09:10	10:17.934
3	2	4:14.977	40.040	1:37.283	1:57.654	3.887	4.502	23.642	7.018	280.5	09:14	14:32.911
4	2	4:10.656	39.462	1:36.003	1:55.191	3.849	4.481	22.451	6.959	282.0	09:18	18:43.567
5	2	4:11.538	39.459	1:35.731	1:56.348	3.883	4.486	23.260	6.934	283.5	09:22	22:55.105
6	2	4:08.462	38.779	1:35.220	1:54.463	3.815	4.488	22.446	6.777	279.1	09:27	27:03.567

62

CRS Racing

1. Pierre Ehret 3. Roger Wills
2. Shaun Lynn

Ferrari F430
LM GTE Am

1	3	4:48.407	1:04.159	1:42.283	2:01.965	3.886		24.126	7.250	235.8	09:04	4:48.407
2	3	4:27.336 B	42.051	1:38.655	2:06.630		4.519	23.303		269.3	09:09	9:15.743
3	1	7:45.003	4:06.774	1:39.651	1:58.578	3.919		23.197	7.415	250.6	09:17	17:00.746
4	1	4:14.877	40.681	1:39.249	1:54.947	3.818	4.533	21.748	6.994	257.1	09:21	21:15.623
5	1	4:26.469 B	41.219	1:37.440	2:07.810		4.494	23.269		276.2	09:25	25:42.092
6	2	6:39.670	2:47.783	1:45.221	2:06.666	4.054		26.915	8.040	236.8	09:32	32:21.762
7	2	4:24.067	41.750	1:40.691	2:01.626	3.957	4.569	25.315	7.604	248.8	09:36	36:45.829
8	2	4:21.651	41.141	1:39.594	2:00.916	3.942	4.528	24.409	7.603	278.4	09:41	41:07.480
9	2	4:41.391 B	42.276	1:41.307	2:17.808		4.530	25.198		267.3	09:45	45:48.871

63

Proton Competition

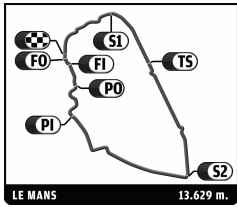
1. Christian Ried 3. Horst Felbermayr
2. Horst Felbermayr Jr.

Porsche 911 RSR (997)
LM GTE Am

1	2	7:30.737	3:39.099	1:46.792	2:04.846	4.016		24.939	8.118	206.9	09:07	7:30.737
2	2	4:24.500	40.803	1:44.215	1:59.482	3.866	4.546	24.517	7.421	249.4	09:11	11:55.237
3	2	4:14.621	39.653	1:39.151	1:55.817	3.890	4.499	22.198	7.155	282.0	09:16	16:09.858
4	2	4:22.904 B	39.854	1:36.906	2:06.144		4.510	22.363		279.8	09:20	20:32.762



24 HEURES DU MANS 2011



24 HEURES DU MANS

ILMC
Warm-Up

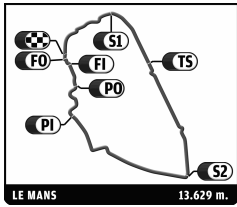
Sector Analysis

■ Personal Best ■ Session Best B Crossing the finish line in pit lane

Lap	D	Time	Sector 1	Sector 2	Sector 3	T6	T7	Porsche	Ford	T. Spd	Hour	Elapsed
64 Lotus Jetalliance 1.Oskar Slingerland 2.Martin Rich			3.John Hartshorne									Lotus Evora LM GTE Pro
1	2	12:28.176 B	7:46.524	2:14.437	2:27.215			27.103		160.0	09:12	12:28.176
2	2	10:09.807 B	6:15.556	1:43.235	2:11.016			24.530		271.4	09:22	22:37.983
3	1	6:25.696 B	2:24.254	1:46.002	2:15.440			26.155		271.4	09:29	29:03.679
4	1	5:35.027	1:51.012	1:40.869	2:03.146	4.313		24.362	8.222	274.8	09:34	34:38.706
5	1	4:36.280 B	42.586	1:41.770	2:11.924		4.697	25.135		274.1	09:39	39:14.986
6	1	6:11.712	2:27.432	1:40.399	2:03.881	4.090		25.468	7.694	273.4	09:45	45:26.698
65 Lotus Jetalliance 1.James Rossiter 2.Johnny Mowlem			3.Jonathan Hirschi									Lotus Evora LM GTE Pro
1	1	17:25.306 B	...	1:57.002	2:15.267			24.253		185.6	09:17	17:25.306
2	3	17:49.128 B	...	1:48.787	2:14.667			25.189		237.9	09:35	35:14.434
3	1	7:05.411 B	3:14.137	1:42.402	2:08.872			23.697		222.7	09:42	42:19.845
4	1	5:02.221 B	1:22.209	1:37.197	2:02.815			21.923		274.1	09:47	47:22.066
66 JMW Motorsport 1.Rob Bell 2.Tim Sugden			3.Xavier Maassen									Ferrari 458 Italia LM GTE Pro
1	1	5:03.943	1:27.598	1:40.731	1:55.614	3.802		21.937	6.724	218.6	09:05	5:03.943
2	1	4:07.995	38.824	1:36.651	1:52.520	3.734	4.469	21.092	6.496	271.4	09:09	9:11.938
3	1	4:05.686	38.393	1:35.770	1:51.523	3.693	4.442	20.685	6.315	278.4	09:13	13:17.624
4	1	4:02.439	37.928	1:34.522	1:49.989	3.596	4.437	20.611	6.090	279.8	09:17	17:20.063
5	1	4:12.824 B	38.309	1:34.246	2:00.269		4.393	20.693		275.5	09:21	21:32.887
6	3	5:59.026	2:25.986	1:36.510	1:56.530	3.824		24.165	6.837	282.7	09:27	27:31.913
7	3	4:20.567 B	40.511	1:37.148	2:02.908		4.498	22.453		280.5	09:31	31:52.480
8	2	6:52.135	3:05.968	1:39.773	2:06.394	3.796		26.900	6.977	257.8	09:38	38:44.615
9	2	4:08.975	39.130	1:36.365	1:53.480	3.729	4.466	21.507	6.587	280.5	09:42	42:53.590
10	2	4:06.687	38.774	1:35.489	1:52.424	3.735	4.438	21.590	6.447	282.7	09:47	47:00.277
68 Robertson Racing LLC 1.David Robertson 2.Andrea Robertson			3.David Murry									Ford GT-Doran LM GTE Am
1	2	6:49.952	2:22.343	1:53.701	2:33.908	4.288		28.684	9.206	237.4	09:06	6:49.952
2	2	4:37.516	45.357	1:44.203	2:07.956	4.388	4.550	26.093	8.763	268.0	09:11	11:27.468
3	2	4:36.782	45.749	1:42.198	2:08.835	4.229	4.593	26.742	8.982	274.8	09:16	16:04.250
4	2	4:33.926	45.032	1:42.035	2:06.859	4.181	4.537	26.139	8.780	270.7	09:20	20:38.176
70 Larbre Competition 1.Christophe Bourret 2.Pascal Gibon			3.Jean-Philippe Belloc									Porsche 911 RSR (997) LM GTE Am
1	3	7:09.488	3:15.368	1:47.989	2:06.131	4.048		25.320	7.633	211.4	09:07	7:09.488
2	3	4:14.329	40.559	1:36.179	1:57.591	3.870	4.523	23.759	6.996	285.0	09:11	11:23.817
3	3	4:21.136 B	39.773	1:35.007	2:06.356		4.469	23.064		287.2	09:15	15:44.953
73 Corvette Racing 1.Antonio Garcia 2.Tommy Milner			3.Olivier Beretta									Chevrolet Corvette C6 ZR1 LM GTE Pro
1	3	5:24.985 B	1:34.587	1:42.113	2:08.285			23.195		228.8	09:05	5:24.985
2	3	6:17.509	2:44.255	1:37.605	1:55.649	3.878		22.165	6.919	241.6	09:11	11:42.494
3	3	4:11.666	42.432	1:35.937	1:53.297	3.790	4.435	21.730	6.766	278.4	09:15	15:54.160
4	3	4:02.416	38.400	1:33.421	1:50.595	3.800	4.402	21.019	6.479	285.0	09:19	19:56.576
5	3	4:12.253 B	37.884	1:33.863	2:00.506		4.407	21.513		285.0	09:24	24:08.829
6	2	5:50.757	2:22.548	1:35.545	1:52.664	3.862		21.564	6.591	285.0	09:29	29:59.586
7	2	4:03.510	38.367	1:33.796	1:51.347	3.758	4.424	21.146	6.597	291.1	09:34	34:03.096
8	2	4:11.430 B	38.268	1:34.143	1:59.019		4.376	21.214		285.7	09:38	38:14.526
9	1	5:30.948	2:03.884	1:35.176	1:51.888	3.770		21.511	6.729	280.5	09:43	43:45.474
10	1	4:01.897	38.333	1:33.072	1:50.492	3.704	4.391	21.005	6.487	282.0	09:47	47:47.371



24 HEURES DU MANS 2011



24 HEURES DU MANS

ILMC
Warm-Up

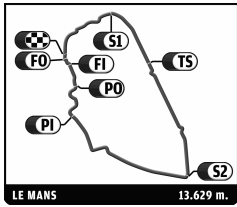
Sector Analysis

■ Personal Best ■ Session Best B Crossing the finish line in pit lane

Lap	D	Time	Sector 1	Sector 2	Sector 3	T6	T7	Porsche	Ford	T. Spd	Hour	Elapsed
74 Corvette Racing Chevrolet Corvette C6 ZR1 LM GTE Pro												
1. Oliver Gavin			3. Richard Westbrook									
2. Jan Magnussen												
1	1	5:01.342 B	1:16.425	1:41.427	2:03.490			22.581		210.1	09:05	5:01.342
2	1	6:08.898	2:40.212	1:36.340	1:52.346	3.808		21.227	6.796	281.2	09:11	11:10.240
3	1	4:02.367	38.105	1:33.811	1:50.451	3.686	4.409	20.696	6.417	288.8	09:15	15:12.607
4	1	4:08.121 B	37.816	1:32.945	1:57.360		4.389	20.872		283.5	09:19	19:20.728
5	1	5:06.492	1:41.501	1:33.753	1:51.238	3.701		21.350	6.603	282.7	09:24	24:27.220
6	1	4:08.606 B	37.823	1:32.763	1:58.020		4.384	21.087		284.2	09:28	28:35.826
7	2	6:02.820	2:33.591	1:34.946	1:54.283	3.956		21.851	8.271	280.5	09:34	34:38.646
8	2	4:13.843 B	38.209	1:33.509	2:02.125		4.434	24.415		285.7	09:38	38:52.489
9	3	8:06.076	4:37.260	1:37.477	1:51.339	3.658		21.405	6.616	282.0	09:46	46:58.565
75 Prospeed Competition Porsche 911 RSR (997) LM GTE Pro												
1. Marc Goossens			3. Jaap Van Lagen									
2. Marco Holzer												
1	2	4:26.259	49.690	1:40.176	1:56.393	3.769		22.477	7.186	240.5	09:04	4:26.259
2	2	4:04.689	38.752	1:34.599	1:51.338	3.820	4.422	21.090	6.639	282.0	09:08	8:30.948
3	2	4:03.373	38.275	1:34.482	1:50.616	3.698	4.432	20.752	6.475	283.5	09:12	12:34.321
4	2	4:02.436	38.162	1:34.126	1:50.148	3.688	4.390	20.663	6.459	283.5	09:16	16:36.757
5	2	4:17.782 B	39.485	1:36.525	2:01.772		4.384	21.934		270.0	09:20	20:54.539
6	3	5:52.058	2:18.865	1:36.467	1:56.726	3.924		23.420	7.532	273.4	09:26	26:46.597
7	3	4:05.464	38.772	1:34.523	1:52.169	3.777	4.488	21.351	6.687	282.0	09:30	30:52.061
8	3	4:06.280	38.939	1:34.347	1:52.994	3.741	4.414	21.252	6.418	285.7	09:34	34:58.341
9	3	4:06.896	38.295	1:33.745	1:54.856	3.705	4.409	22.954	6.672	282.0	09:39	39:05.237
10	3	4:04.683	38.423	1:34.176	1:52.084	3.797	4.390	21.245	6.772	282.0	09:43	43:09.920
11	3	4:04.979	38.441	1:33.962	1:52.576	3.807	4.426	22.080	6.690	284.2	09:47	47:14.899
76 Imsa Performance Matmut Porsche 911 RSR (997) LM GTE Pro												
1. Patrick Pilet			3. Nicolas Armindo									
2. Raymond Narac												
1	2	5:06.530	1:28.616	1:41.198	1:56.716	3.894		22.802	7.136	218.2	09:05	5:06.530
2	2	4:09.702	39.373	1:35.779	1:54.550	3.788	4.512	22.225	6.764	283.5	09:09	9:16.232
3	2	4:17.725 B	38.889	1:35.434	2:03.402		4.461	22.789		287.2	09:13	13:33.957
4	1	5:27.165	1:59.308	1:35.660	1:52.197	3.637		21.476	6.579	282.7	09:19	19:01.122
5	1	4:03.396	38.661	1:34.196	1:50.539	3.674	4.388	20.781	6.274	285.0	09:23	23:04.518
6	1	4:15.839 B	38.676	1:34.650	2:02.513		4.407	22.983		285.0	09:27	27:20.357
7	3	5:59.343	2:31.155	1:35.547	1:52.641	3.831		21.447	6.330	282.7	09:33	33:19.700
8	3	4:04.773	38.683	1:34.420	1:51.670	3.863	4.462	21.157	6.133	284.2	09:37	37:24.473
9	3	4:05.460	39.236	1:34.740	1:51.484	3.820	4.472	21.192	6.292	286.5	09:41	41:29.933
10	3	4:03.009	38.246	1:33.834	1:50.929	3.714	4.447	20.978	6.169	284.2	09:45	45:32.942
77 Team Felbermayr-Proton Porsche 911 RSR (997) LM GTE Pro												
1. Marc Lieb			3. Wolf Henzler									
2. Richard Lietz												
1	2	5:55.222	1:53.916	1:55.666	2:05.640	4.029		24.918	7.716	188.8	09:05	5:55.222
2	2	4:19.739	41.734	1:40.558	1:57.447	3.851	4.507	22.491	7.238	218.2	09:10	10:14.961
3	2	4:15.961	40.543	1:38.274	1:57.144	3.801	4.456	23.575	7.027	260.9	09:14	14:30.922
4	2	4:15.135 B	39.009	1:35.487	2:00.639		4.430	21.498		284.2	09:18	18:46.057
5	2	8:48.502	5:07.513	1:41.400	1:59.589	3.789		24.864	6.794	235.8	09:27	27:34.559
6	2	4:08.224	38.742	1:35.569	1:53.913	3.774	4.418	23.107	6.603	265.4	09:31	31:42.783
7	2	4:12.873 B	38.197	1:33.685	2:00.991		4.419	22.979		286.5	09:35	35:55.656
79 Jota Aston Martin Vantage LM GTE Pro												
1. Simon Dolan			3. Chris Buncombe									
2. Sam Hancock												
1	2	5:39.364	1:48.417	1:45.209	2:05.738	3.936		25.313	8.130	206.9	09:05	5:39.364
2	2	4:22.439	42.693	1:41.325	1:58.421	3.895	4.461	22.150	7.595	232.8	09:10	10:01.803
3	2	4:42.380 B	42.812	1:43.508	2:16.060		4.424	28.580		206.9	09:14	14:44.183
4	2	8:25.050 B	4:34.970	1:37.763	2:12.317			25.958		266.7	09:23	23:09.233



24 HEURES DU MANS 2011



24 HEURES DU MANS

ILMC
Warm-Up

Sector Analysis

■ Personal Best ■ Session Best B Crossing the finish line in pit lane

Lap	D	Time	Sector 1	Sector 2	Sector 3	T6	T7	Porsche	Ford	T. Spd	Hour	Elapsed
5	2	7:24.017	3:53.768	1:35.821	1:54.428	3.653		21.848	6.856	274.8	09:30	30:33.250
6	2	4:05.813	38.931	1:34.733	1:52.149	3.753	4.339	20.857	7.319	278.4	09:34	34:39.063
7	2	4:06.474	39.093	1:34.088	1:53.293	3.674	4.368	21.919	6.905	281.2	09:38	38:45.537
8	2	4:11.382 B	38.491	1:35.174	1:57.717		4.335	20.780		276.9	09:42	42:56.919
9	1	5:40.633	2:11.365	1:35.566	1:53.702	3.896		21.942	7.140	275.5	09:48	48:37.552

80 Flying Lizard Motorsports Porsche 911 RSR (997)
 1. Jörg Bergmeister 3. Lucas Luhr LM GTE Pro
 2. Patrick Long

1	2	5:27.120	1:33.164	1:49.099	2:04.857	3.869		24.998	7.483	220.9	09:05	5:27.120
2	2	4:09.604	39.672	1:35.838	1:54.094	3.850	4.498	22.121	6.679	279.1	09:09	9:36.724
3	2	4:15.292 B	38.704	1:35.164	2:01.424		4.492	21.989		284.2	09:13	13:52.016
4	3	7:51.958	4:22.853	1:36.088	1:53.017	3.806		21.518	6.704	285.0	09:21	21:43.974
5	3	4:05.678	39.031	1:34.444	1:52.203	3.788	4.483	21.447	6.553	288.0	09:25	25:49.652
6	3	4:04.090	38.399	1:33.895	1:51.796	3.812	4.450	21.576	6.493	288.8	09:29	29:53.742
7	3	4:05.031	38.458	1:34.129	1:52.444	3.815	4.458	21.358	6.453	286.5	09:33	33:58.773
8	3	4:17.566 B	38.316	1:34.250	2:05.000		4.452	22.938		285.7	09:38	38:16.339
9	1	6:10.293	2:43.201	1:34.882	1:52.210	3.652		22.265	6.265	285.0	09:44	44:26.632
10	1	4:07.585	38.190	1:38.208	1:51.187	3.763	4.387	21.231	6.241	287.2	09:48	48:34.217

81 Flying Lizard Motorsports Porsche 911 RSR (997)
 1. Seth Neiman 3. Spencer Pumpelly LM GTE Am
 2. Darren Law

1	2	5:44.040 B	1:53.233	1:41.342	2:09.465			23.517		247.1	09:05	5:44.040
2	1	6:19.976	2:19.190	1:51.845	2:08.941	4.160		25.685	9.611	206.9	09:12	12:04.016
3	1	4:23.031	42.851	1:39.503	2:00.677	4.123	4.705	23.851	7.606	276.2	09:16	16:27.047
4	1	4:17.298	40.916	1:38.064	1:58.318	3.997	4.614	22.949	7.545	281.2	09:20	20:44.345
5	1	4:28.466 B	43.677	1:37.965	2:06.824		4.571	23.531		280.5	09:25	25:12.811
6	3	5:47.203	2:14.551	1:36.529	1:56.123	3.901		22.356	6.961	280.5	09:31	31:00.014
7	3	4:15.497 B	39.154	1:35.312	2:01.031		4.512	22.211		287.2	09:35	35:15.511
8	3	5:35.253	2:05.474	1:35.206	1:54.573	3.797		21.776	6.820	281.2	09:40	40:50.764
9	3	4:07.313	40.247	1:34.322	1:52.744	3.797	4.461	21.662	6.643	285.7	09:44	44:58.077
10	3	4:05.622	38.594	1:34.814	1:52.214	3.797	4.461	21.312	6.629	283.5	09:49	49:03.699

83 JMB Racing Ferrari F430
 1. Manuel Rodrigues 3. Nicolas Marroc LM GTE Am
 2. Jean-Marc Menahem

1	3	5:10.371 B	1:10.909	1:48.282	2:11.180			23.815		225.9	09:05	5:10.371
2	3	5:11.403	1:37.520	1:36.226	1:57.657	3.893		22.982	7.060	280.5	09:10	10:21.774
3	3	4:19.066 B	40.163	1:36.453	2:02.450		4.488	21.928		284.2	09:14	14:40.840
4	1	5:41.726	1:57.156	1:40.277	2:04.293	4.034		27.400	7.825	266.0	09:20	20:22.566
5	1	4:18.982	41.463	1:37.695	1:59.824	4.026	4.535	24.375	7.460	283.5	09:24	24:41.548
6	1	4:27.386 B	40.554	1:38.841	2:07.991		4.528	25.214		279.8	09:29	29:08.934
7	2	6:00.671	2:09.797	1:42.448	2:08.426	4.182		25.301	8.410	282.7	09:35	35:09.605
8	2	4:24.213	42.569	1:39.680	2:01.964	4.034	4.569	23.531	8.178	281.2	09:39	39:33.818
9	2	4:26.168	44.251	1:39.302	2:02.615	4.108	4.512	23.427	8.179	273.4	09:43	43:59.986
10	2	4:21.391	41.960	1:39.337	2:00.094	3.971	4.546	23.113	7.669	280.5	09:48	48:21.377

88 Team Felbermayr-Proton Porsche 911 RSR (997)
 1. Bryce Miller 3. Abdulaziz Al-Faisal LM GTE Pro
 2. Nick Tandy

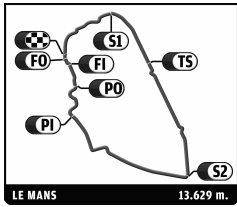
1	2	17:32.601	...	1:40.948	1:55.338	3.829		22.407	6.928	267.3	09:17	17:32.601
2	2	4:06.088	39.330	1:34.569	1:52.189	3.841	4.451	21.277	6.879	285.0	09:21	21:38.689
3	2	4:06.093	38.548	1:34.413	1:53.132	3.872	4.452	21.949	7.046	283.5	09:25	25:44.782
4	2	4:18.365 B	39.701	1:34.555	2:04.109		4.447	22.226		285.0	09:30	30:03.147

89 Hankook-Team Farnbacher Ferrari 458 Italia
 1. Dominik Farnbacher 3. Leh Keen LM GTE Pro
 2. Allan Simonsen

1	1	5:52.237	2:10.265	1:42.348	1:59.624	3.970		22.967	8.099	208.5	09:05	5:52.237
---	---	----------	----------	----------	----------	-------	--	--------	-------	-------	-------	----------



24 HEURES DU MANS 2011



24 HEURES DU MANS

ILMC

Warm-Up

Sector Analysis

■ Personal Best ■ Session Best **B** Crossing the finish line in pit lane

Lap	D	Time	Sector 1	Sector 2	Sector 3	T6	T7	Porsche	Ford	T. Spd	Hour	Elapsed
2	1	4:07.732	39.266	1:35.666	1:52.800	3.675	4.543	21.856	6.532	279.1	09:09	9:59.969
3	1	4:03.981	38.050	1:34.616	1:51.315	3.644	4.412	20.862	6.394	282.0	09:14	14:03.950
4	1	4:02.054	37.977	1:33.891	1:50.186	3.646	4.390	20.524	6.150	282.7	09:18	18:06.004
5	1	4:12.886 B	38.286	1:35.139	1:59.461		4.406	20.715		282.0	09:22	22:18.890
6	3	5:54.696	2:25.884	1:35.522	1:53.290	3.739		22.100	6.679	279.8	09:28	28:13.586
7	3	4:16.152 B	37.998	1:34.575	2:03.579		4.438	22.046		283.5	09:32	32:29.738

